

2016

AUSTRALIA AND NEW ZEALAND BANKING GROUP LIMITED
17 February 2016

ANZ BASEL III PILLAR 3

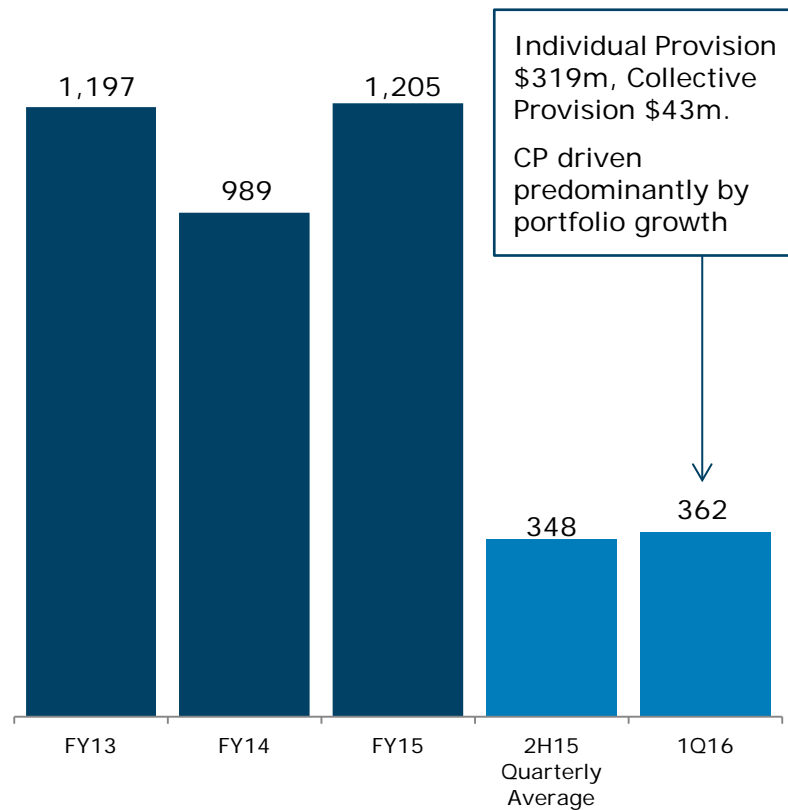
APS330 INFORMATION SUPPORT PACK – DECEMBER 2015



Credit Quality

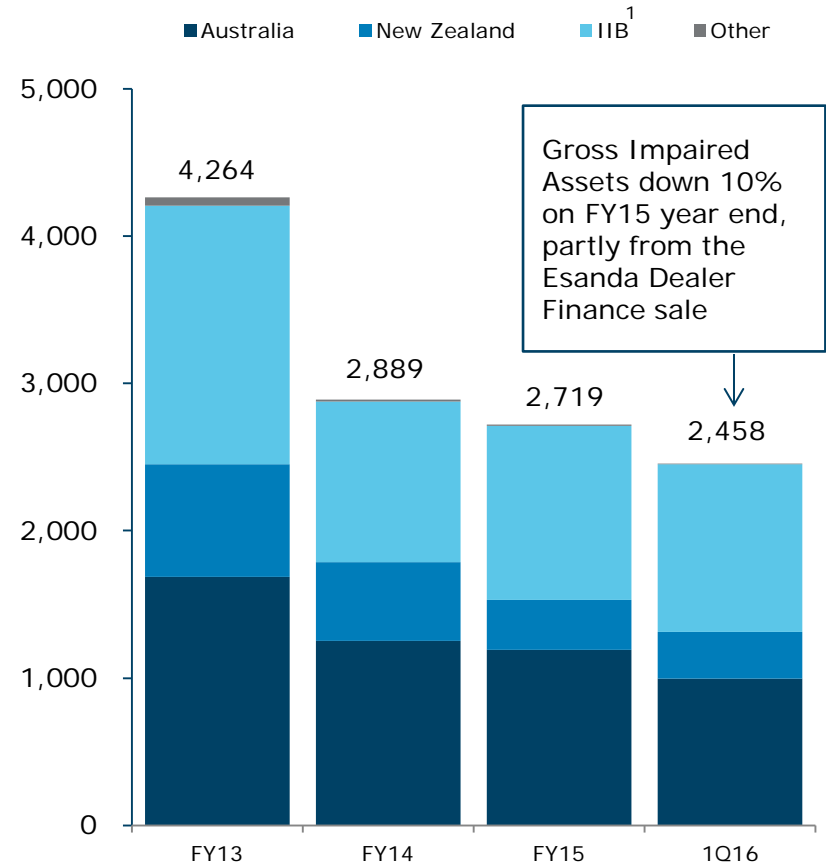
Total Provision charge

\$m



Gross Impaired Assets

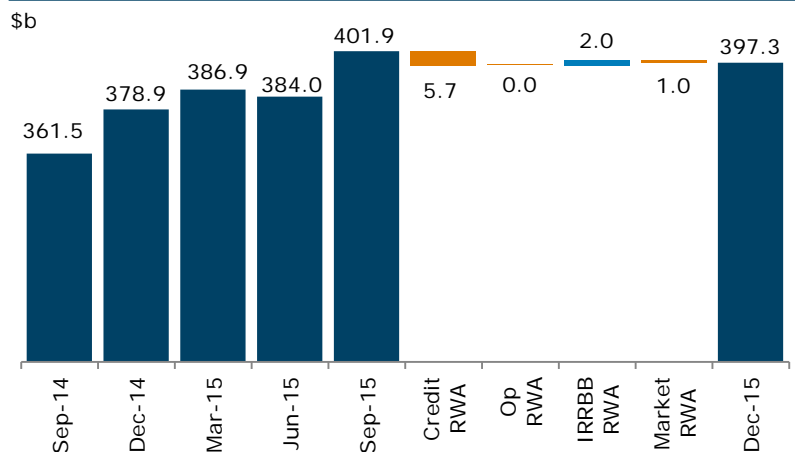
\$m



1. IIB: International & Institutional Banking

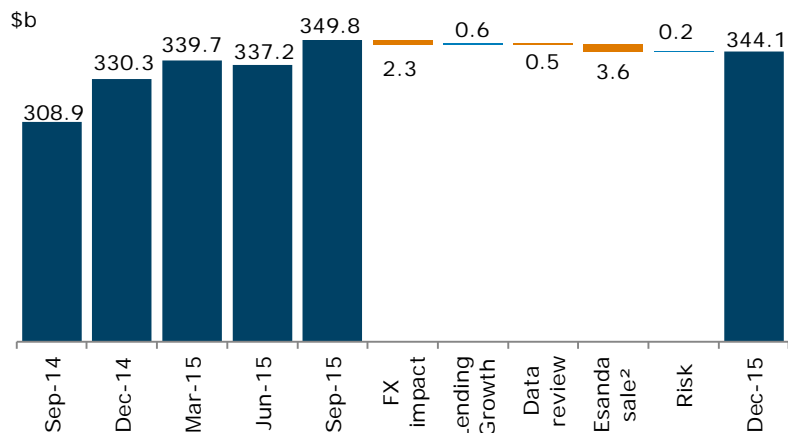
Risk Weighted Asset Movement

Total RWA movement

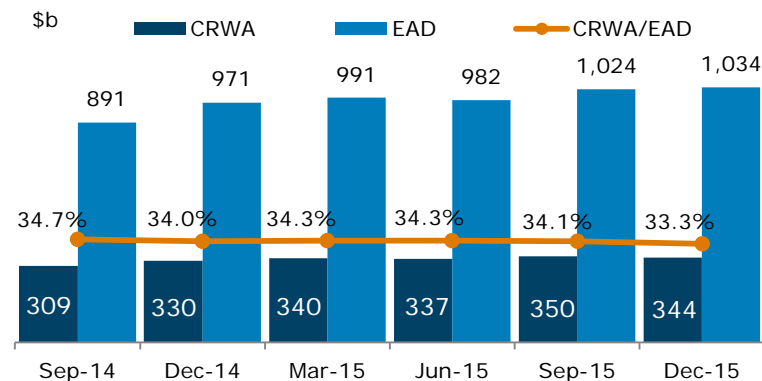


- Total RWAs down 1.1% on Sep 15, CRWAs down 1.6%
- CRWA growth flat adjusting for FX impacts and sale of Esanda Dealer Finance
- Credit risk weight intensity down 86bps with improvement across most asset classes. Growth in lower RW intensive portfolios (including 3.3% quarterly EAD growth in mortgages) complemented by reductions in capital intensive exposures within Institutional
- The increase in IRRBB RWA was due to realisation of prior embedded gains

Credit RWA movement



Group CRWA/EAD¹



1. EAD: Exposure at Default as reported in ANZ APS330 (Pillar 3) December 2015 report gross of credit risk mitigation such as guarantees, credit derivatives, netting and financial collateral rather than on a net basis. Note that this does not impact RWA calculations which are done on a netted basis

2. Sale of Esanda Dealer Finance

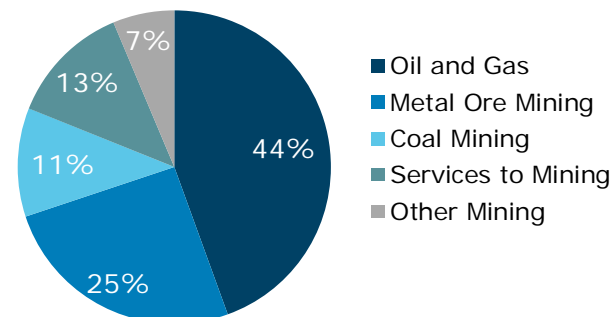
ANZ Portfolio Composition

EAD as a % of Group total¹

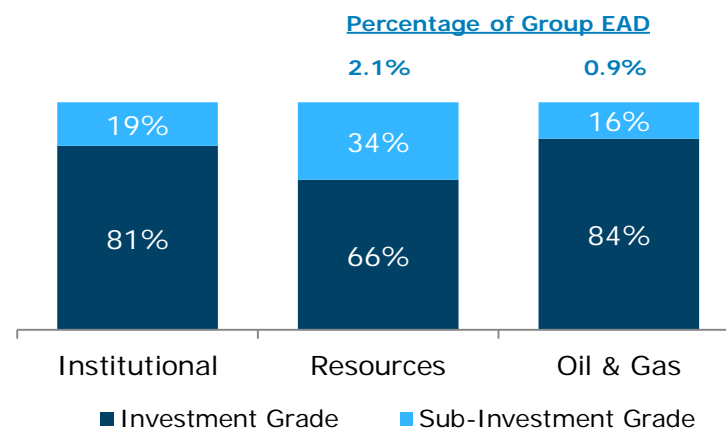
Category	% of Group EAD	
	Dec-14	Dec-15
Total Group EAD	\$852b¹	\$902b¹
Consumer Lending	38.0%	39.1%
Finance, Investment & Insurance	19.5%	18.6%
Property Services	6.8%	6.8%
Manufacturing	6.3%	5.9%
Agriculture, Forestry, Fishing	3.9%	3.8%
Government & Official Institutions	4.2%	4.8%
Wholesale trade	3.9%	3.6%
Retail Trade	2.6%	2.6%
Transport & Storage	2.2%	2.3%
Business Services	1.8%	1.8%
Resources (Mining)	2.2%	2.1%
Electricity, Gas & Water Supply	1.6%	1.4%
Construction	1.6%	1.5%
Other	5.3%	5.7%

Resources EAD by Sector¹

EAD (Dec 15): \$18.9b 2.1% of EAD



Credit Quality (based on EAD)¹



1. EAD excludes amounts for 'Securitisation' and 'Other Assets' Basel asset classes. Data is provided as at Dec 15 on a Post CRM basis, net of credit risk mitigation such as guarantees, credit derivatives, netting and financial collateral. Note that APS330 disclosure is reported on a Pre CRM basis.

The material in this presentation is general background information about the Bank's activities current at the date of the presentation. It is information given in summary form and does not purport to be complete. It is not intended to be relied upon as advice to investors or potential investors and does not take into account the investment objectives, financial situation or needs of any particular investor. These should be considered, with or without professional advice when deciding if an investment is appropriate

This presentation may contain forward-looking statements including statements regarding our intent, belief or current expectations with respect to ANZ's business and operations, market conditions, results of operations and financial condition, capital adequacy, specific provisions and risk management practices. When used in this presentation, the words "estimate", "project", "intend", "anticipate", "believe", "expect", "should" and similar expressions, as they relate to ANZ and its management, are intended to identify forward-looking statements. Readers are cautioned not to place undue reliance on these forward-looking statements, which speak only as of the date hereof. Such statements constitute "forward-looking statements" for the purposes of the United States Private Securities Litigation Reform Act of 1995. ANZ does not undertake any obligation to publicly release the result of any revisions to these forward-looking statements to reflect events or circumstances after the date hereof to reflect the occurrence of unanticipated events.

For further information visit

www.anz.com

or contact ANZ Investor Relations

Jill Craig

Group General Manager Investor Relations

ph: (613) 8654 7749 fax: (613) 8654 9977 e-mail: jill.craig@anz.com