

# ANZ

# COVERED BOND GUIDE

OCTOBER 2024

Australia and New Zealand Banking Group Limited 9/833 Collins Street Docklands Victoria 3008 Australia

ABN 11 005 357 522

Not for distribution into the United States

# DISCLAIMER & IMPORTANT NOTICE



## Background information only

The information set out in this document and any accompanying verbal presentation including any question and answer session and any documents or other materials distributed with the presentation (together, the "**Presentation**") has been prepared by Australia and New Zealand Banking Group Limited (ABN 11 005 357 522) (the "**Bank**") for the information of intended recipients only (being persons who meet the requirements described in the following paragraphs). It is information given in summary form and does not purport to be complete. This Presentation is intended to provide general background information on the Bank's, ANZ Group Holdings Limited's ACN 659 570 791 ("**ANZGHL**") and their other affiliates' businesses and is current as at the date of this document. The Presentation and its contents are strictly confidential, are being given solely for the information of such recipients and may not be shared, copied, reproduced or redistributed, in whole or in part, to any other person in any manner.

## No offer of securities

Neither this document nor any other part of the Presentation constitutes or forms part of and should not be construed as, an offer to sell or issue or the solicitation of an offer to buy, subscribe for or acquire any notes, securities or other financial products ("**Securities**") of the Bank, ANZGHL or any other person in any jurisdiction or an inducement to enter into investment activity or to effect any transaction or to conclude any legal act of any kind.

## Distribution to professional investors only

This document is intended for distribution to professional investors, only. The distribution of this document in certain jurisdictions may be restricted by law and persons, into whose possession this document or any other document or information referred to in it comes, should inform themselves about and observe any such restrictions. Any failure to comply with these restrictions may constitute a violation of the securities laws of any such jurisdiction. Neither this document nor any other part of the Presentation is directed at, or intended for distribution to or use by, any person or entity that is a citizen or resident or located in any locality, state, country or other jurisdiction where such distribution, publication, availability or use would be contrary to law or regulation or which would require any registration or licensing within such jurisdiction.

Without limiting the restrictions in this document:

**Australia:** This document is intended for distribution to professional investors only and not to recipients to whom an offer to sell or issue or the solicitation of an offer to buy or acquire Securities requires disclosure in accordance with Part 6D.2 or Chapter 7 of the Corporations Act 2001 (Cwlth) ("**Corporations Act**") or is a "retail client" as defined for the purposes of section 761G of the Corporations Act. Without limiting the preceding paragraph, no prospectus or other disclosure document (as defined in the Corporations Act) in relation to any Securities has been or will be lodged with or registered by the Australian Securities and Investments Commission or the Australian Securities Exchange Limited or any other stock exchange licensed under the Corporations Act. No target market determination has been or will be made for the purposes of Part 7.8A of the Corporations Act.

**New Zealand:** This document is for distribution only:

- (a) to persons who are wholesale investors as that term is defined in clauses 3(2)(a), (c) and (d) of schedule 1 to the Financial Markets Conduct Act 2013 of New Zealand (the "**FMC Act**"), being a person who is: (i) an "investment business"; (ii) "large"; or (iii) a "government agency", in each case as defined in schedule 1 to the FMC Act; and
- (b) in other circumstances where there is no contravention of the FMC Act, but (without limiting paragraph (a) above) excluding any "eligible investor" (as defined in the FMC Act) or any person that meets the investment activity criteria specified in clause 38 of schedule 1 to the FMC Act.

**United States:** This document is only for investors who are (x) outside the United States and are not U.S. Persons (as defined in Regulation S under the Securities Act of 1933 as amended (the "**Securities Act**")) in compliance with Regulation S; or (y) "qualified institutional buyers" (as defined in Rule 144A under the Securities Act).

NO SECURITIES HAVE BEEN, OR WILL BE, REGISTERED UNDER THE SECURITIES ACT, OR THE SECURITIES LAWS OF ANY STATE OR OTHER JURISDICTION OF THE UNITED STATES. SECURITIES MAY NOT BE OFFERED OR SOLD, DIRECTLY OR INDIRECTLY, WITHIN THE UNITED STATES OR TO OR FOR THE ACCOUNT OR BENEFIT OF U.S. PERSONS, EXCEPT IN CERTAIN TRANSACTIONS EXEMPT FROM OR NOT SUBJECT TO THE REGISTRATION REQUIREMENTS OF THE SECURITIES ACT AND APPLICABLE SECURITIES LAWS OF ANY STATE OR OTHER JURISDICTION OF THE UNITED STATES. ANY INVESTMENT DECISION TO PURCHASE ANY SECURITIES IN THE CONTEXT OF A PROPOSED OFFERING, IF ANY, SHOULD BE MADE ON THE BASIS OF ANY APPLICABLE FINAL TERMS OR PRICING SUPPLEMENT, THE TERMS AND CONDITIONS OF THE SECURITIES AND THE INFORMATION CONTAINED IN THE APPLICABLE OFFERING CIRCULAR PUBLISHED IN RELATION TO SUCH OFFERING AND NOT ON THE BASIS OF THIS DOCUMENT OR PRESENTATION, WHICH DOES NOT CONSTITUTE OR FORM PART OF AN OFFER OR SOLICITATION OF AN OFFER TO PURCHASE OR SUBSCRIBE FOR ANY SECURITIES IN THE UNITED STATES OR ANYWHERE ELSE.

**Canada:** This document is only for investors that are accredited investors, as defined in National Instrument 45-106 Prospectus Exemptions or subsection 73.3(1) of the Securities Act (Ontario), and are permitted clients, as defined in National Instrument 31-103 Registration Requirements, Exemptions and Ongoing Registrant Obligations.

**European Economic Area:** This document is not directed at, and no Securities will be offered, sold or otherwise made available to, any retail investor in the European Economic Area (the "**EEA**"). For these purposes, a "retail investor" means a person who is one (or more) of: (i) a retail client as defined in point (11) of Article 4(1) of Directive 2014/65/EU (as amended, "**MiFID II**"); or (ii) a customer within the meaning of Directive (EU) 2016/97 (as amended, the "**Insurance Distribution Directive**"),<sup>2</sup> where that customer would not qualify as a professional client as defined in point (10) of Article 4(1) of MiFID II; or (iii) not a qualified investor as defined in Regulation (EU) 2017/1129, as amended. Consequently, no key information document required by Regulation (EU) No 1286/2014 (as amended, the "**PRIIPs Regulation**") for offering or selling any Securities or otherwise making them available to retail investors in the EEA will be prepared and therefore offering or selling any Securities or otherwise making them available to any retail investor in the EEA may be unlawful under the PRIIPs Regulation. If you are a retail investor, you should not access this document or act upon the material contained in this document.

# DISCLAIMER & IMPORTANT NOTICE



**United Kingdom ("UK"):** The communication of this document is not being made by, and the content of this document has not been approved by an authorised person for the purposes of section 21 of the UK's Financial Services and Markets Act 2000 (as amended, the "FSMA"). Reliance on this document for the purpose of engaging in any investment activity may expose the individual to a significant risk of losing all of the property or other assets invested. Accordingly, this document is not being distributed to, and must not be passed on to, the general public in the UK. The communication of this document as a financial promotion is only being made to those persons in the UK who have professional experience in matters relating to investments and who fall within the definition of investment professionals (as defined in Article 19(5) of the Financial Services and Markets Act 2000 (Financial Promotion) Order 2005, as amended (the "Financial Promotion Order")), or who fall within Article 49(2)(a) to (d) of the Financial Promotion Order, or who are any other persons to whom it may otherwise lawfully be made under the Financial Promotion Order (all such persons together being referred to as "relevant persons"). In the UK, any investments or Securities will only be available to and will be engaged in only with, relevant persons. Any person in the UK that is not a relevant person should not act or rely on this communication or any of its contents.

This document is not directed at any retail investor in the UK. Securities are not intended to be offered, sold or otherwise made available to, and should not be offered, sold or otherwise made available to any retail investor in the UK. For these purposes, a retail investor means a person who is one (or more) of: (i) a retail client, as defined in point (8) of Article 2 of Regulation (EU) No 2017/565 as it forms part of domestic law of the UK by virtue of the European Union (Withdrawal) Act 2018, as amended (the "EUWA") and by regulations made under the EUWA; (ii) a customer within the meaning of the provisions of the FSMA and any rules or regulations made under the FSMA to implement the Insurance Distribution Directive, where that customer would not qualify as a professional client, as defined in point (8) of Article 2(1) of Regulation (EU) No 600/2014 as it forms part of domestic law in the UK by virtue of the EUWA and the regulations made under EUWA; or (iii) not a qualified investor as defined in Article 2 of Regulation (EU) 2017/1129 as it forms part of domestic law in the UK by virtue of the EUWA. Consequently, no key information document required by Regulation (EU) No 1286/2014 as it forms part of domestic law by virtue of the EUWA (the "UK PRIIPs Regulation") for offering or selling any Securities or otherwise making them available to retail investors in the UK has been prepared and therefore offering or selling any Securities or otherwise making them available to any retail investor in the UK may be unlawful under the UK PRIIPs Regulation.

**Hong Kong:** Any document distributed from Hong Kong is distributed by the Hong Kong branch of the Bank, which is licensed by the Hong Kong Monetary Authority to conduct Type 1 (dealing in securities), Type 4 (advising on securities) and Type 6 (advising on corporate finance) regulated activities. In Hong Kong this document is only for distribution to "professional investors" as defined in the Securities and Futures Ordinance (Cap. 571 of the Laws of Hong Kong) and any rules made under that Ordinance. The contents of this document have not been reviewed by any regulatory authority in Hong Kong.

**Japan:** Any document distributed in Japan is distributed by ANZ Securities (Japan), Ltd. ("ANZSJL"), a subsidiary of the Bank. In Japan this document is only for distribution to "professional investors" (tokutei toshika) within the meaning of Article 2, Paragraph 31 of the Financial Instruments and Exchange Act of Japan (Act No. 25 of 1948, as amended). ANZSJL is a financial instruments business operator regulated by the Financial Services Agency of Japan (Registered Number: Director of Kanto Local Finance Bureau (Kinsho), No. 3055) and is a member of the Japan Securities Dealers Association (Level 31, Marunouchi Building, 4-1 Marunouchi, 2-chome, Chiyodaku, Tokyo 100-633, Japan).

**South Korea:** This document does not constitute an offer, invitation or recommendation to subscribe for or purchase any security and neither this document nor anything contained in it shall form the basis of any contract or commitment. Should an offer of the Bank's securities be made in the future, reference should be made to the information referred to in the documentation prepared by the Bank in relation to that offer and investors should place no reliance on the information contained in this document.

**Singapore:** This document is distributed in Singapore by the Bank solely for the information of "accredited investors" or (as the case may be) "institutional investors" (each term as defined in the Securities and Futures Act 2001 of Singapore). The Bank is licensed in Singapore under the Banking Act 1970 of Singapore and is exempted from holding a financial adviser's licence under Section 23(1)(a) of the Financial Advisers Act 2001 of Singapore.

**Taiwan:** This document has been prepared by the Bank for the information of intended recipients only (being persons who meet the requirements described in the preceding and following paragraphs). This document is intended to be as general background information on the Bank's and its affiliates' business current at the date of this document. This document is confidential and being given solely for the information of such specific recipients and may not be shared, copied, reproduced or redistributed to any other person in any manner. This document (and its presentation) does not constitute or form part of and should not be construed as, an offer to sell or issue or the solicitation of an offer to buy or acquire any Securities of the Bank or any other person in any jurisdiction or an inducement to enter into investment activity or to effect any transaction or to conclude any legal act of any kind or as a recommendation of any Securities.

## No reliance

None of the material in this document or any other part of the Presentation is intended to be and should not be relied upon as advice to investors or potential investors and does not take into account the investment objectives, financial situation or needs of any particular investor. These should be considered with or without professional advice when deciding if an investment is appropriate. Neither this document nor the related presentation constitutes financial product advice. No representation or warranty (express or implied) is made as to, and no reliance should be placed on, any information including projections, estimates, targets and opinions, contained herein or in any other part of the Presentation, and no liability whatsoever is accepted as to any errors, omissions or misstatements contained herein, and, accordingly, none of the Bank, ANZGHL or any of their affiliates, advisors or representatives shall have any liability whatsoever (in negligence or otherwise) for any loss howsoever arising from any use of this document or its contents or otherwise arising in connection with the document or any other part of the Presentation.

## No liability

To the maximum extent permitted by law the Bank, ANZGHL, and their related bodies corporate, directors, employees and agents do not accept any liability for any loss arising from the use of this document or its contents or otherwise arising in connection with it or the related presentation, including, without limitation, any liability arising from fault or negligence on the part of the Bank, ANZGHL or their related bodies corporate, directors, employees or agents.

# DISCLAIMER & IMPORTANT NOTICE



## Document subject to change

The information contained in this document is provided as at the date of this document and is subject to change without notice. Neither the Bank, ANZGHL nor any of their affiliates, agents, employees or advisors intends or has any duty or obligation to supplement, amend, update or revise any of the information contained in this document, in particular, any forward-looking statements. Further, indications of past performance will not necessarily be repeated in the future and should be treated with appropriate caution.

## Forward looking statements

This Presentation may contain various forward looking statements or opinions, including statements and opinions regarding the Bank's and/or ANZGHL's intent, belief or current expectations with respect to the Bank's and/or ANZGHL's business operations, market conditions, results of operations and financial condition, capital adequacy, sustainability objectives or targets, specific provisions and risk management practices. Those matters are subject to risks and uncertainties that could cause the actual results and financial position of the Bank and/or ANZGHL to differ materially from the information presented herein. When used in the Presentation, the words 'forecast', 'estimate', 'goal', 'target', 'indicator', 'plan', 'pathway', 'ambition', 'modelling', 'project', 'intend', 'anticipate', 'believe', 'expect', 'may', 'probability', 'risk', 'will', 'seek', 'would', 'could', 'should' and similar expressions, as they relate to the Bank and/or ANZGHL and their management, are intended to identify such forward looking statements or opinions. Those statements and opinions are usually predictive in character; or may be affected by inaccurate assumptions or unknown risks and uncertainties; or may differ materially from results ultimately achieved. As such, these statements and opinions should not be relied upon when making investment decisions. These statements only speak as at the date of publication and no representation is made as to their correctness on or after this date. There can be no assurance that actual outcomes will not differ materially from any forward-looking statements or opinions contained in the Presentation. Neither the Bank nor ANZGHL undertake any obligation to publicly release the result of any revisions to these forward looking statements to reflect events or circumstances after the date hereof or to reflect the occurrence of unanticipated events.

## No investment advice

The information contained in this document has been prepared without taking into account the objectives, financial situation or needs of any person and any Securities or strategies mentioned in it may not be suitable for all investors. Investors and prospective investors in any Securities are required to make their own independent investigation and appraisal of the business and financial condition of the Bank and/or ANZGHL, the nature of the Securities and any tax, legal, accounting and economic considerations relevant to the purchase of the Securities.

All investments entail risk and may result in both profits and losses. A wide range of factors could cause the actual results, performance or achievements of the Bank and/or ANZGHL to be materially different from any future results, performance or achievements that may be expressed or implied by statements and information in the Presentation. In addition, factors such as foreign currency rates of exchange may adversely affect the value, price or income of any Securities. Should any such factors occur or should any underlying assumptions on which the Presentation is based prove incorrect, actual results may vary materially from those described in the Presentation, and investors must be prepared to lose all or part of their investments. The Bank and ANZGHL do not intend, and do not assume any obligation, to update or correct the information included in the Presentation. Neither the Bank, ANZGHL, nor any of their respective affiliates, advisors or representatives warrant, guarantee or stand behind the performance of any Securities.

## Non-GAAP financial measures

The Bank and/or ANZGHL may report and describe in this document certain non-GAAP financial measures (as defined in SEC Regulation G) of the Bank and/or ANZGHL, in particular, cash profit measures for certain periods. Non-GAAP financial measures are not calculated in accordance with IFRS. Non-GAAP financial measures should be considered in addition to, and not as substitutes for or superior to, financial measures of financial performance or financial position prepared in accordance with IFRS.

## Third party information

This document may contain data sourced from and the views of independent third parties such as the Australian Prudential Regulation Authority, the Reserve Bank of Australia and the Reserve Bank of New Zealand. In replicating such data in this document, neither the Bank nor ANZGHL makes any representation, whether express or implied, as to the accuracy of such data. The replication of any views in this document should be not treated as an indication that either the Bank or ANZGHL agree with or concur with such views.

## Electronic transmission

If this document has been distributed by electronic transmission, such as email, then such transmission cannot be guaranteed to be secure or error free as information could be intercepted, corrupted, lost, destroyed, arrive late or incomplete, or contain viruses. The Bank, ANZGHL and their affiliates do not accept any liability as a result of electronic transmission of this document.

## Confirmation

By attending the Presentation or accepting a copy of this document, you agree to be bound by the above limitations and conditions and, in particular, will be taken to have represented, warranted and undertaken that:

- you have read and agree to comply with the contents of this notice;
- you agree to keep the contents of this Presentation confidential;
- you are a relevant person or eligible investor attending the Presentation, as set out in this notice; and
- you understand that this Presentation is not an invitation to subscribe for or buy any Securities.



# CONTENTS

ANZ Covered Bond Program Overview	6
ANZ Cover Pool	17
ANZ Mortgage Portfolio	21
Australian Mortgages: Key Features	30
Key Contacts	32



# ANZ COVERED BOND PROGRAM OVERVIEW



# AUSTRALIAN COVERED BOND LEGISLATION

<b>Structure</b>	<ul style="list-style-type: none"> <li>• Covered bond issuance permitted pursuant to the Banking Act 1959 since October 2011.</li> <li>• Authorised deposit taking institutions (<b>ADIs</b>) to be covered bond issuer, with dual recourse to issuer (first) and the cover pool (next).</li> <li>• Guarantee provided by a special purpose vehicle (<b>SPV</b>), used for segregation of cover pool assets and provides legal certainty of a priority claim over the cover pool assets.</li> </ul>
<b>Priority</b>	<ul style="list-style-type: none"> <li>• Bondholders have a priority claim against a cover pool of financial assets.</li> <li>• Demand Loan and Intercompany Loan determine the size of the cover pool. Combined limit set on these loan facilities must comply with the total cover pool limit.</li> <li>• The Australian Prudential Regulation Authority (<b>APRA</b>) has limited powers with respect to assets in the cover pool.</li> </ul>
<b>Cover Pool</b>	<ul style="list-style-type: none"> <li>• Australian assets only - includes cash, Australian Government bonds, State-Government bonds, &lt;100 day bank debt (up to 15%), residential or commercial mortgage loans and certain derivatives.</li> <li>• ANZ pool limits State-Government bonds to less than 15% and does not include any commercial mortgage loans.</li> <li>• Minimum level of over-collateralisation of 3% where value is only provided up to 80% loan to value ratio for residential loans (with contractual over-collateralisation (<b>OC</b>) in addition).</li> </ul>
<b>Issuance Limits</b>	<ul style="list-style-type: none"> <li>• Issuance not permitted if cover pool assets &gt; 8% of ADI's Australian assets.</li> </ul>
<b>Supervision</b>	<ul style="list-style-type: none"> <li>• APRA has prudential supervision responsibilities.</li> <li>• Defined role of an independent cover pool monitor.</li> </ul>



# ANZ RESIDENTIAL COVERED BOND PROGRAM

<b>Issuer</b>	<ul style="list-style-type: none"> <li>Australia and New Zealand Banking Group Limited (<b>ANZBGL</b> and <b>ANZ</b>)</li> </ul>
<b>Issuer Rating<sup>1</sup></b>	<ul style="list-style-type: none"> <li>AA-/A1+, Aa3/P-1 (Moody's), A+/F1 (Fitch)</li> </ul>
<b>Program Size</b>	<ul style="list-style-type: none"> <li>US\$30,000,000,000</li> </ul>
<b>Covered Bond Rating<sup>1</sup></b>	<ul style="list-style-type: none"> <li>Aaa (Moody's) / AAA (Fitch)</li> </ul>
<b>Covered Bond Guarantor</b>	<ul style="list-style-type: none"> <li>Perpetual Corporate Trust Limited in its capacity as trustee of the ANZ Residential Covered Bond Trust.</li> </ul>
<b>Covered Bond Guarantee</b>	<ul style="list-style-type: none"> <li>Guarantees payments of interest and principal, secured over a cover pool.</li> </ul>
<b>Cover Pool</b>	<ul style="list-style-type: none"> <li>Australian, first ranking residential mortgages and authorised investments ring fenced in the ANZ Residential Covered Bond Trust.</li> </ul>
<b>Over-collateralization</b>	<ul style="list-style-type: none"> <li>Maximum Asset Percentage is 95% and the current minimum Asset Percentage is 90.5%.</li> <li>Contractual over-collateralisation of 10.5% is the inverse of Asset Percentage.</li> <li>Monthly Asset Coverage Test to ensure cover pool has sufficient assets to secure the outstanding covered bonds per minimum contractual OC requirements.</li> </ul>
<b>LVR Cap</b>	<ul style="list-style-type: none"> <li>Legislative requirement includes maximum 80% loan to value ratio for 103% minimum legislative OC requirement. Excess above the 80% loan to value ratio limit is given zero collateral value.</li> </ul>
<b>Governing Law</b>	<ul style="list-style-type: none"> <li>Asset and security documents – Australian</li> <li>Bond distribution documentation – English, New York and/or Australian</li> </ul>
<b>Listing</b>	<ul style="list-style-type: none"> <li>London Stock Exchange for European issuance</li> </ul>

1. A credit rating is not a recommendation to buy, sell or hold notes, securities or other financial products and may be subject to revision, suspension or withdrawal at any time by the assigning rating organisation.





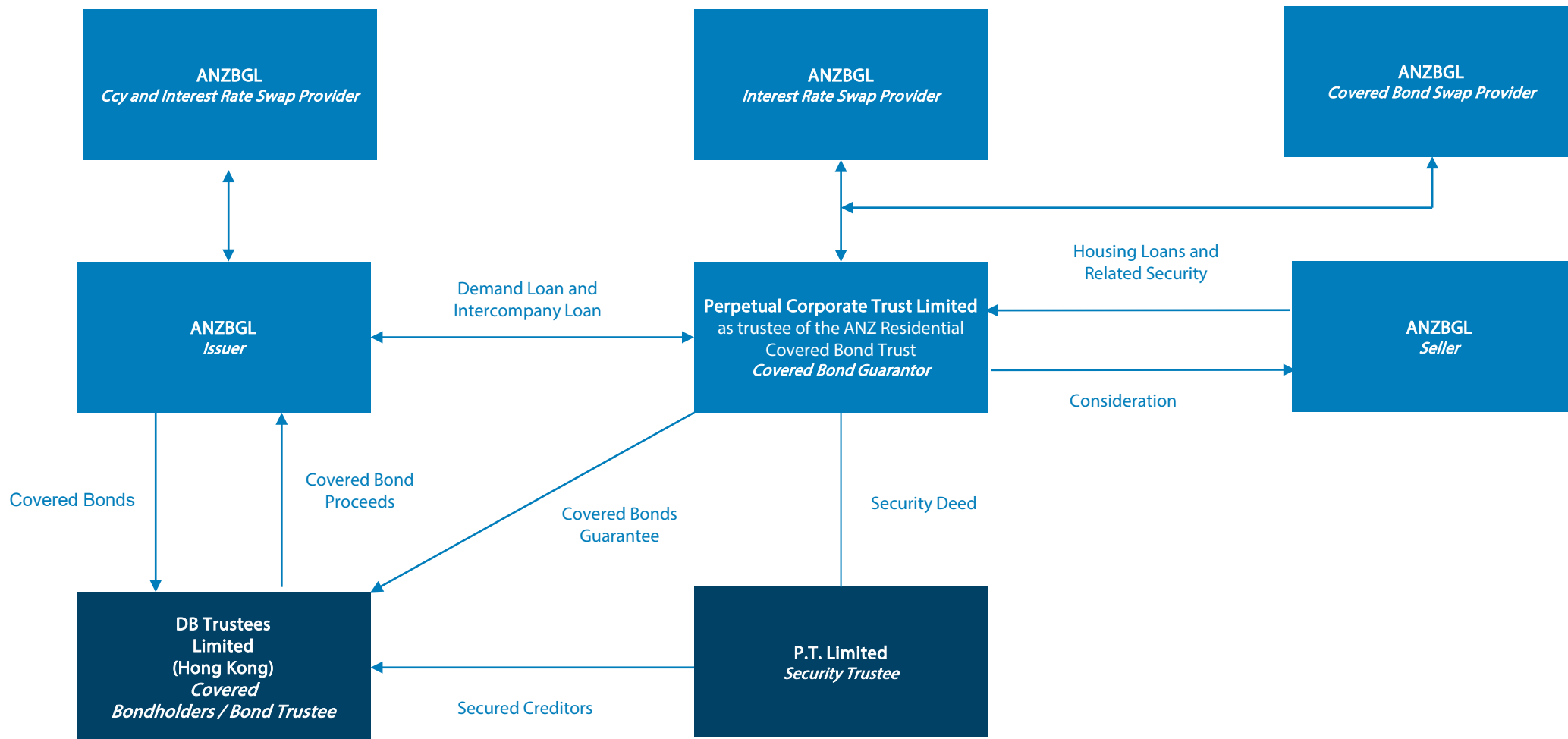
## PARTIES TO THE PROGRAM

<b>Issuer and Seller</b>	<ul style="list-style-type: none"> <li>• ANZBGL</li> </ul> <p>Additional roles include:</p> <ul style="list-style-type: none"> <li>Residual Income Unitholder &amp; Residual Capital Unitholder</li> <li>Calculation Manager</li> <li>Currency &amp; interest rate swap provider</li> <li>Interest Rate Swap provider</li> <li>Contingent Covered Bond Swap provider</li> <li>Account Bank</li> <li>Servicer</li> <li>Custodian</li> </ul>
<b>Covered Bond Guarantor</b>	<ul style="list-style-type: none"> <li>• Perpetual Corporate Trust Limited in its capacity as trustee of the ANZ Residential Covered Bond Trust</li> </ul>
<b>The Trust</b>	<ul style="list-style-type: none"> <li>• ANZ Residential Covered Bond Trust</li> </ul>
<b>Trust Manager</b>	<ul style="list-style-type: none"> <li>• Institutional Securitisation Services Limited</li> </ul>
<b>Bond Trustee</b>	<ul style="list-style-type: none"> <li>• DB Trustees (Hong Kong) Limited* in its capacity as bond trustee</li> </ul>
<b>Security Trustee</b>	<ul style="list-style-type: none"> <li>• P.T. Limited in its capacity as security trustee</li> </ul>
<b>Paying Agents</b>	<ul style="list-style-type: none"> <li>• Contain Deutsche Bank entities</li> </ul>
<b>Asset Monitor</b>	<ul style="list-style-type: none"> <li>• KPMG (performed at least on a semi-annual basis)</li> </ul>

*\* Some of the functions have been delegated to Perpetual Trustee Limited*



# PROGRAM STRUCTURE





## PROGRAM STRUCTURAL ENHANCEMENTS

<b>Over-collateralization</b>	<ul style="list-style-type: none"> <li>• Prior to a Notice to Pay, the <b>Asset Coverage Test</b> is performed on the relevant Determination Date to ensure sufficient assets to support the value of outstanding covered bonds.</li> <li>• After a Notice to Pay, the <b>Amortisation Test</b> is performed on each relevant Determination Date to ensure sufficient cash to pay any maturing bonds.</li> </ul>
<b>Indexation</b>	<ul style="list-style-type: none"> <li>• The nominal value of assets in the asset pool will be adjusted to reflect changes in house prices using a reliable and widely used measure such as RP Data-Rismark home value index.</li> <li>• The Asset Coverage Test and Amortisation Test require the use of the Indexed Valuation for each property.</li> <li>• Indexing is applied using a similar procedure to UK programmes, with 100% of any loss and 85% of any gain applied.</li> <li>• Housing Loans in arrears by more than three months receive zero collateral value.</li> </ul>
<b>Interest Rate Swap</b>	<ul style="list-style-type: none"> <li>• Hedges interest flows on the cover pool to a spread over 1-month BBSW to cover the payment obligations of the Trust, including interest payments on the Intercompany Loan and Demand Loan and the expenses of the Trust.</li> <li>• Provided by ANZBGL and will be required to post collateral, obtain guarantees or be replaced if certain rating triggers occur.</li> </ul>
<b>Covered Bond Swap</b>	<ul style="list-style-type: none"> <li>• Where covered bonds are issued in a currency and/or on an interest basis different to the Interest Rate Swap, ANZBGL will enter into a Cross Currency Swap and at the same time, the Covered Bond Guarantor will enter into a Forward Starting Covered Bond Swap.</li> <li>• Provided by ANZBGL and will be required to post collateral, obtain guarantees and/or be replaced if certain rating triggers occur.</li> </ul>

*Capitalised but undefined terms on this page have the meaning given in the Prospectus.*

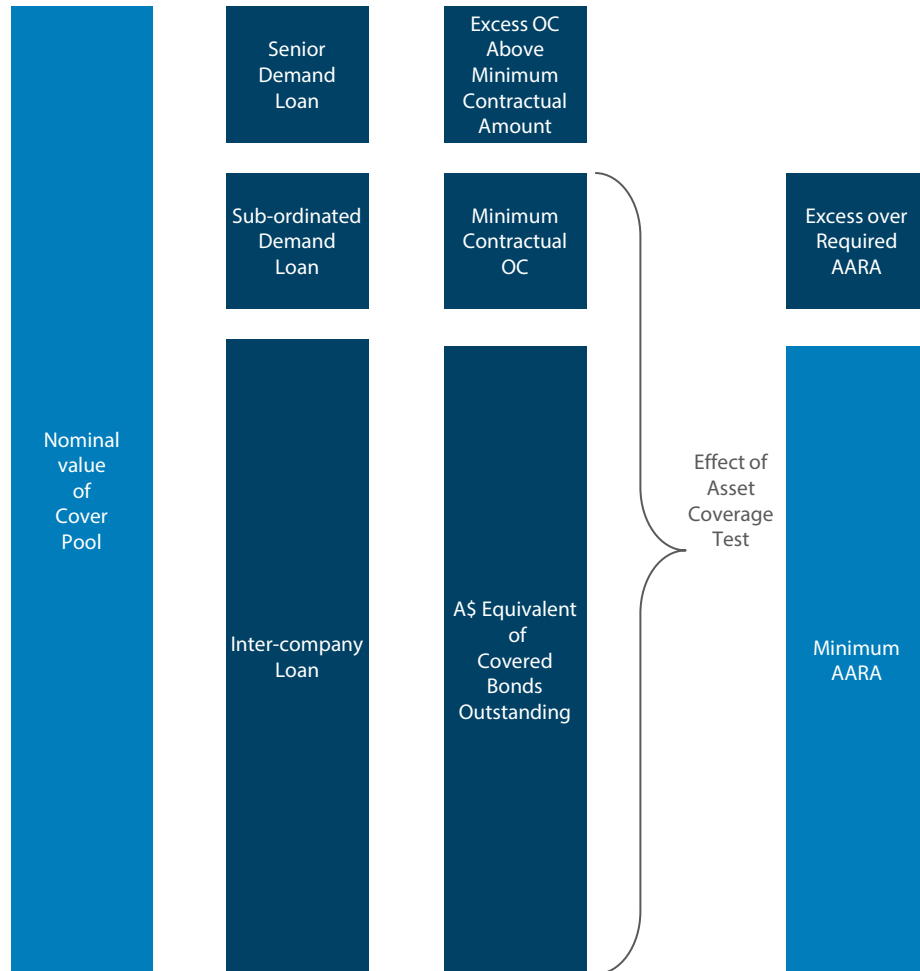


## PROGRAM STRUCTURAL ENHANCEMENTS

<b>Pre Maturity Test</b>	<p><b>Moody's: below P-1</b> <b>Fitch: below F1+ / A+</b></p>	<p>For Hard Bullet Covered Bonds maturing within the next 12 months, Pre-Maturity Ledger must be funded by the A\$ equivalent of the Required Redemption Amount.</p> <p>Failure to remedy a breach of the Pre-Maturity Test within the required timeframe will cause an issuer Event of Default to occur.</p>
<b>Reserve Fund</b>	<p><b>Moody's: below P-1</b> <b>Fitch: below F1+</b></p>	<p>An amount equal to the A\$ equivalent of three months' interest and expense must be credited to the Reserve Fund when the Issuer's short term, unsecured, unsubordinated and unguaranteed obligations falls below the ratings triggers noted herein.</p>
<b>Swap Collateralisation &amp; Replacement</b>	<p><b>Fitch: below F1 / A</b></p>	<p>Swaps must be cash-collateralized (one-way CSA) within 14 calendar days of a ratings trigger event.</p> <p>ANZ must replace itself as swap counterparty if ANZ's Fitch rating falls below F2 / BBB+</p>
	<p><b>Moody's: below P-1 / A2</b></p>	<p>Swaps must be cash-collateralized (one-way CSA) within 30 business days of a ratings trigger event.</p> <p>ANZ must replace itself as a swap counterparty if ANZ's Moody's rating falls below P2 / A3</p>
<b>Transfer Trust Bank Account</b>	<p><b>Moody's: below P-1</b> <b>Fitch: below F1 / A</b></p>	<p>Account bank ceases to be an Eligible Bank (with minimum required ratings of P-1 or F1/A) if it does not obtain a guarantee from an Eligible Bank (of its obligations) within 30 Local Business Days of the occurrence of such event.</p>
<b>Servicer Termination Event</b>	<p><b>Moody's: below Baa3</b> <b>Fitch: below BBB-</b></p>	<p>The Covered Bond Guarantor or the Security Trustee to terminate the appointment of the Servicer in a manner as set out in Program Documents</p>



## COVER POOL, THE DEMAND & INTERCOMPANY LOANS

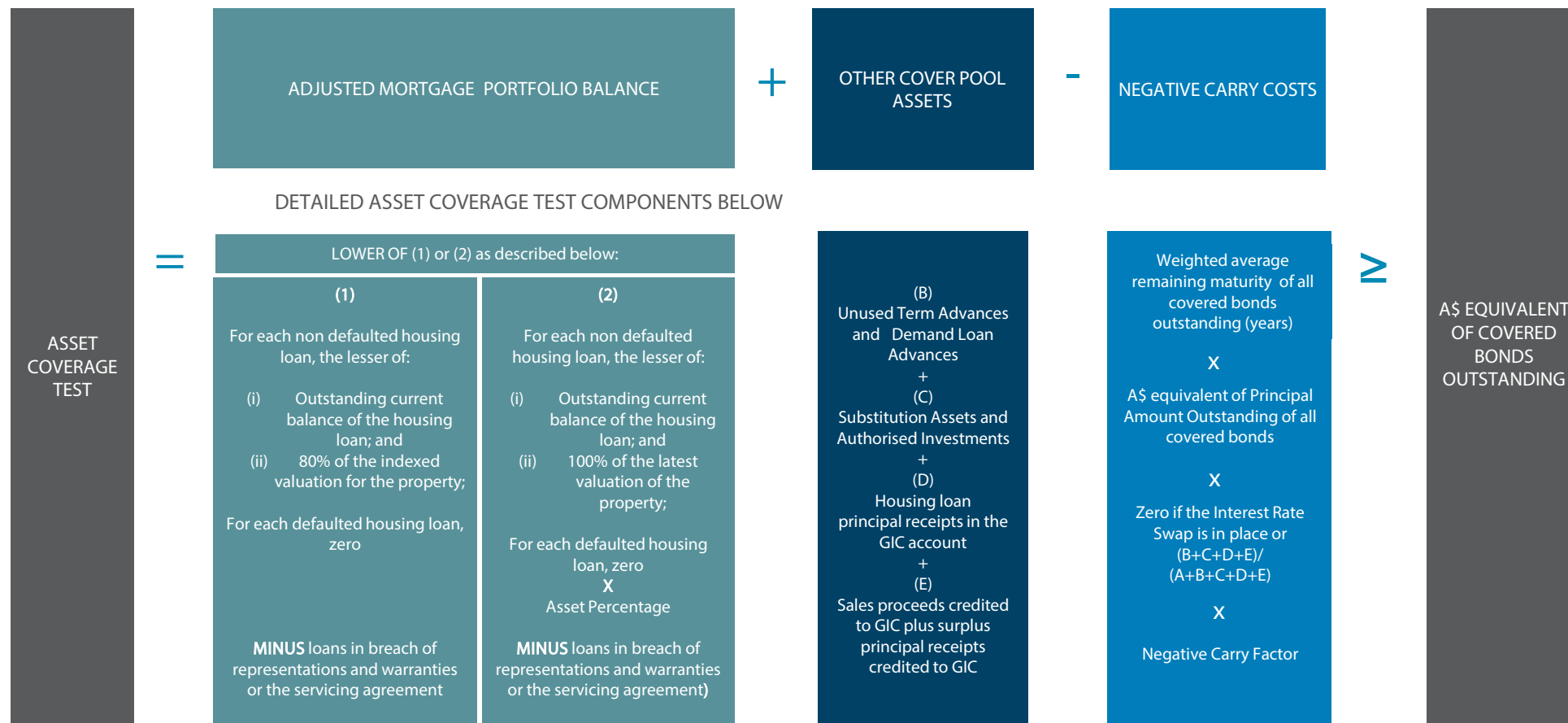


- The Asset Coverage Test is an ongoing test to ensure the adjusted aggregate receivable amount (**AARA**) is equal to or greater than A\$ equivalent of Covered Bonds outstanding.
- The AARA is determined by applying a collateral “haircut” using the asset percentage which corresponds to the contractual minimum over-collateralisation.
- The minimum AARA is for the benefit of bondholders and APRA has no rights with respect to this portion of the cover pool.
- The cash equivalent of the excess AARA over the minimum AARA represents voluntary over-collateralisation, and is funded through the senior demand loan.
- The senior demand loan can be called by the Issuer, or if directed by APRA, for immediate repayment.



# ASSET COVERAGE TEST

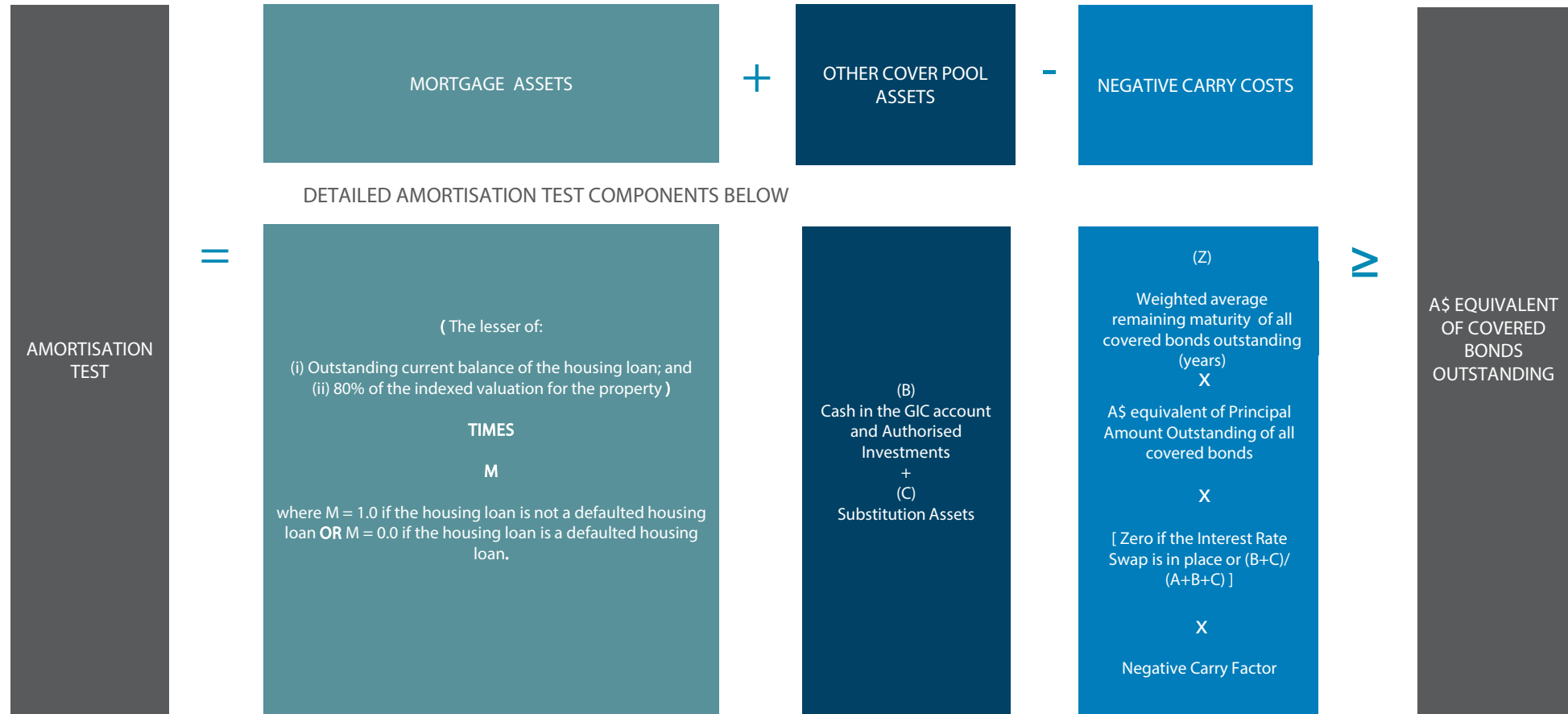
- Tested monthly on every determination date prior to the service of a Notice to Pay
- The Asset Coverage Test is intended to test that the value of housing loans, cash, and other eligible assets is greater than the A\$ equivalent of outstanding covered bonds. The excess is funded by the senior ranking portion of the demand loan.
- Failure of the Asset Coverage Test leads to an Issuer Event of Default and this may then prompt an acceleration of the Covered Bonds against the Issuer.





# AMORTISATION TEST

- Tested monthly on every determination date after the service of a Notice to Pay.
- The Amortisation Test is intended to test that the value of the Covered Bond Guarantor’s assets are at least equal to the A\$ equivalent of outstanding covered bonds.
- A failure of the Amortisation Test will constitute a Covered Bond Guarantor Event of Default and prompt an acceleration of the Covered Bonds against the Covered Bond Guarantor.





# ISSUER EVENT OF DEFAULT AND COVERED BOND GUARANTEE

<b>Issuer Event of Default</b>	<p>Include:</p> <ul style="list-style-type: none"> <li>• Default in principal or interest for 14 days</li> <li>• Issuer fails to perform obligations for 30 days (other than Asset Coverage Test)</li> <li>• Winding up, insolvency and bankruptcy events</li> <li>• An uncured breach of Asset Coverage Test</li> </ul>
<b>Following an Issuer Event of Default</b>	<ul style="list-style-type: none"> <li>• Serving of an Issuer Acceleration Notice to the Issuer will accelerate claims against the Issuer but not the Guarantor. The bonds do not accelerate.</li> <li>• Bondholders may immediately claim against the Issuer and rank pari-passu with ANZ's senior unsecured debt.</li> <li>• Any money obtained under that claim is paid to the Guarantor for payment of interest and principal according to the original payment schedule.</li> </ul>
<b>Activation of Covered Bond Guarantee</b>	<ul style="list-style-type: none"> <li>• Following an Issuer Acceleration Notice, the Trustee may serve a Notice to Pay on the Covered Bond Guarantor.</li> <li>• Investors receive payment of interest and principal under the Covered Bond Guarantee according to the original payment schedule as if no Issuer Event of Default had occurred.</li> <li>• To the extent the Covered Bond Guarantor has insufficient funds to repay in full Covered Bonds on the maturity date, the unpaid amount of Covered Bonds will be deferred and shall be due and payable 12 months later (or earlier if the Covered Bond Guarantor has sufficient funds). This provision does not apply to Hard Bullet Covered Bonds.</li> </ul>



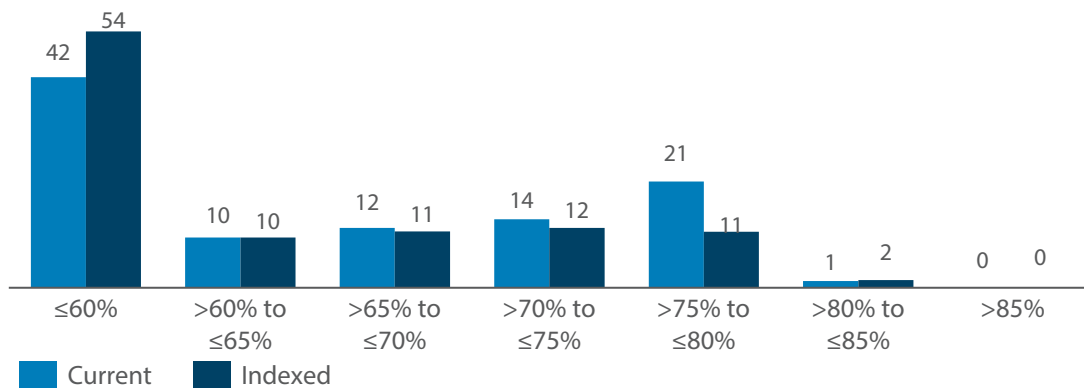


# ANZ COVER POOL



# ANZ COVERED BONDS COVER POOL SUMMARY COMPOSITION AND QUALIFYING CRITERIA

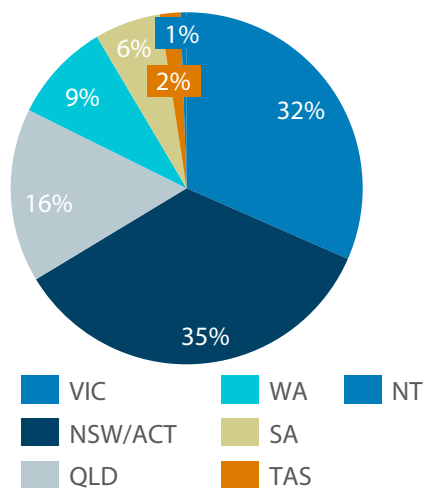
## Weighted average LVR



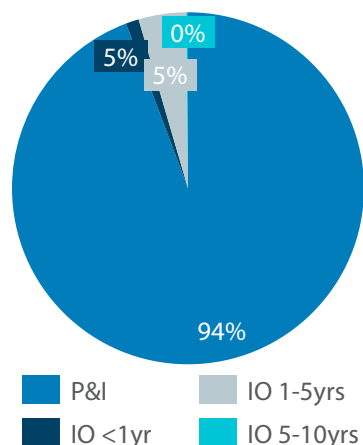
## Portfolio summary at 22 August 2024

Covered Bond Pool + Cash	\$20.9bn
Covered Bonds on issue	\$13.6bn
Average loan size	\$370,560
Weighted Ave Current LVR	59.94%
Weighted Ave Indexed LVR	54.58%
Min Required AP% / OC%	90.5% / 10.5%
Owner-Occupied / Investment <sup>1</sup>	74% / 26%
Full-Doc loans	100%

## Geographic spread



## Amortising vs interest only



## Qualifying loan criteria

- Due from a natural person resident of Australia
- Repayable in Australian Dollars
- Fully drawn
- Term does not exceed 30 years
- Current principal balance ≤ \$2,000,000
- Secured by a registered 1st mortgage
- Residential dwelling which is not under construction (excluding permitted renovations)
- The loan is not > 30 days in arrears
- The sale of the loan does not contravene or conflict with any applicable law
- The Borrower has made at least one interest payment on the loan



## COVERED BONDS – COLLATERAL CHANGE (SINCE JULY 2023)

Portfolio Summary	24-Jul-2023	22-Sep-2023	22-Dec-2023	22-Mar-2024	24-Jun-2024	22-Aug-2024
Cover Pool (inc. cash)	\$20.9bn	\$20.6bn	\$20.6bn	\$20.6bn	\$20.6bn	\$20.9bn
Covered Bonds on issue	\$15.4bn	\$14.7bn	\$15.5bn	\$13.6bn	\$13.6bn	\$13.6bn
Average loan size	\$354,259	\$354,598	\$357,076	\$361,661	\$365,615	\$370,560
Weighted Ave Current LVR	59.62%	59.57%	59.45%	59.73%	59.81%	59.94%
Weighted Ave Indexed LVR	59.32%	57.12%	55.32%	53.66%	53.78%	54.58%
Weighted Ave Seasoning	40.48 months	40.65 months	40.93 months	41.55 months	42.04 months	41.72 months
Min Required AP%/OC%	90.5% / 10.5%	90.5% / 10.5%	90.5% / 10.5%	90.5% / 10.5%	90.5% / 10.5%	90.5% / 10.5%
Owner-Occupied/Investment	74% / 26%	75% / 25%	75% / 25%	75% / 25%	74% / 26%	74% / 26%
P&I Loans vs IO Loans	94% / 6%	94% / 6%	94% / 6%	94% / 6%	94% / 6%	94% / 6%
Variable Rate Loans vs Fixed Rate Loans	82% / 18%	85% / 15%	90% / 10%	92% / 8%	95% / 5%	96% / 4%
Full-Doc loans	100%	100%	100%	100%	100%	100%

- Cover pool has been maintained in a manner that reflects ANZ's funding requirements since July 2023 with a buffer of collateral which acts as voluntary over-collateralisation;
- There has been a decrease in fixed rate loans in the 12 months to August 2024 largely due to fixed rates rolling off to variable rate products and with current fixed rate pricing resulting in borrowers retain their current variable rates;
- Average loan size has increased slightly however this largely reflects the higher borrowing required to acquire dwellings at the current market prices. Apart from this, there have been no material changes in the composition of the cover pool over the past 12 months;
- Asset percentage has been maintained at 90.5% over the past 12 months;
- Continued system enhancements are implemented in ABS Suite which manages all secured funding collateral.

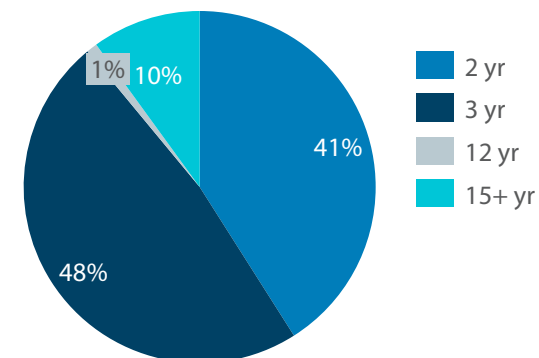


## COVERED BONDS ON ISSUE AS AT 22 AUGUST 2024

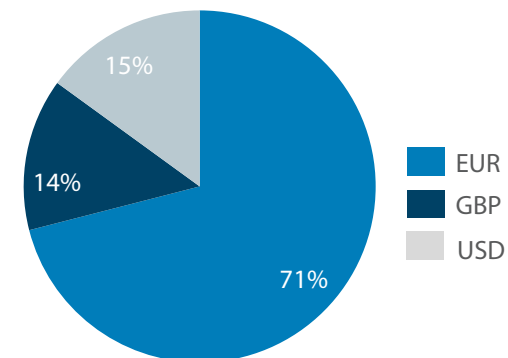
Covered Bonds	
Bonds Outstanding (\$A\$)	\$13.6bn
Cover Pool (A\$) + Cash in GIC account	\$20.9bn
Program Ratings <sup>1</sup>	Aaa/AAA
Number of Issues O/s	11
Number of Currencies	3
WA Term at Issue (years)	4.3

Issuance Capacity	
Contractual AP%	90.5%
Min Required OC%	10.50%
8% of Total Australian Assets	~A\$55bn
Max Issuance Capacity	~A\$50bn
% Collateral Capacity Utilised	~38%
% Issuance Capacity Utilised	~27%

ANZ covered bonds – issuance tenor



ANZ covered bonds – currency mix



1. A credit rating is not a recommendation to buy, sell or hold notes, securities or other financial products and may be subject to revision, suspension or withdrawal at any time by the assigning rating organisation.



# ANZ MORTGAGE PORTFOLIO

# AUSTRALIA HOME LOANS – PORTFOLIO OVERVIEW



	Portfolio <sup>1</sup>			Flow			Portfolio <sup>1</sup>		
	1H22	1H23	1H24	1H23	1H24		1H22	1H23	1H24
Number of Home Loan accounts	984k	969k	950k	95k <sup>2</sup>	86k <sup>2</sup>	Average LVR at Origination <sup>9</sup>	70%	65%	66%
Total FUM	\$278b	\$293b	\$314b	\$43b	\$43b	Average Dynamic LVR (excl. offset) <sup>9,10</sup>	52%	50%	49%
Average Loan Size <sup>3</sup>	\$283k	\$302k	\$331k	\$481k	\$535k	Average Dynamic LVR (incl. offset) <sup>9,10</sup>	46%	44%	43%
% Owner Occupied <sup>4</sup>	68%	68%	68%	67%	63%	Market share <sup>11</sup>	13.2%	13.2%	13.5%
% Investor <sup>4</sup>	30%	31%	31%	33%	37%	% Ahead of Repayments <sup>6,12</sup>	70%	72%	79%
% Equity Line of Credit <sup>5</sup>	2%	1%	1%	0%	0%	Offset Balances <sup>13</sup>	\$38b	\$41b	\$45b
% Paying Variable Rate Loan <sup>6</sup>	65%	78%	92%	96%	99%	% First Home Buyer	8%	7%	8%
% Paying Fixed Rate Loan <sup>6</sup>	35%	22%	8%	4%	1%	% Low Doc <sup>14</sup>	2%	1%	1%
% Paying Interest Only <sup>7</sup>	9%	9%	9%	14%	15%	Loss Rate <sup>15</sup>	0.01%	0.01%	0.01%
% Broker <sup>6,8</sup>	54%	56%	58%	64%	65%	% of Australia Geography Lending <sup>16,17</sup>	62%	62%	63%
						% of Group Lending <sup>16</sup>	43%	42%	44%

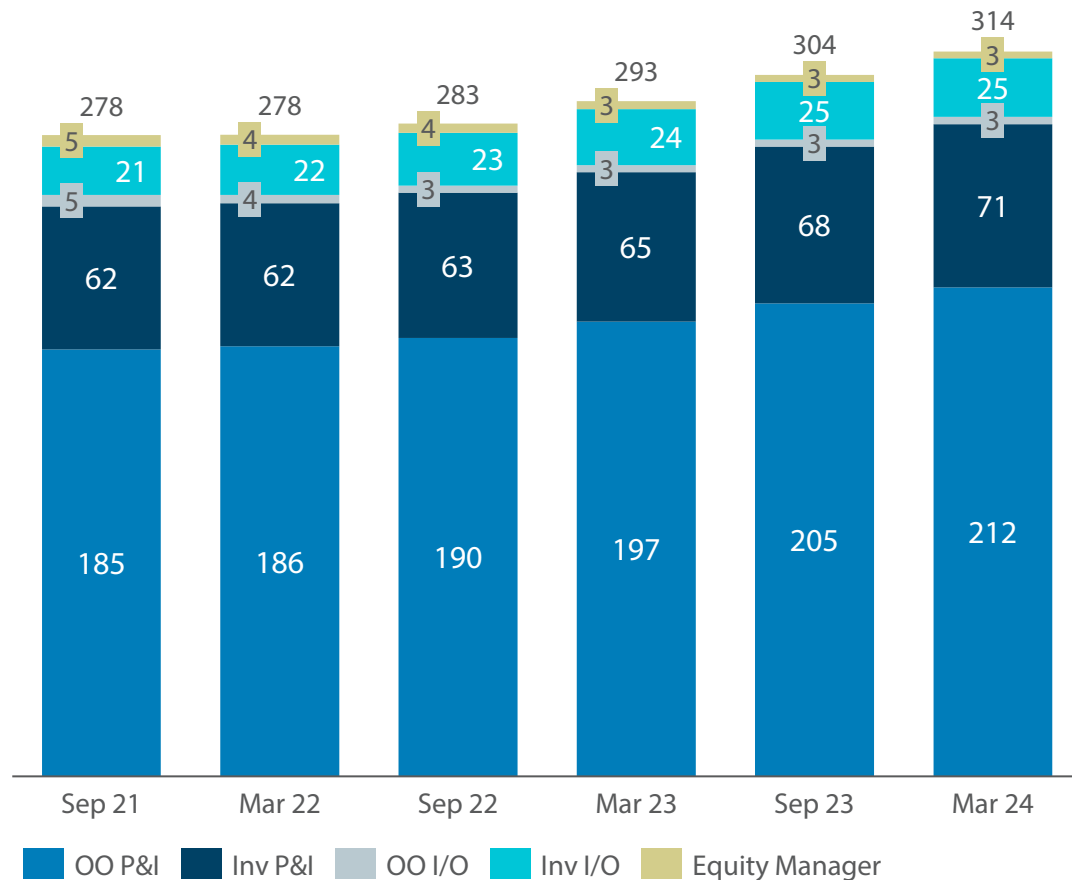
**Unless otherwise stated metrics are based on balances**

1. Home Loans portfolio (includes Non Performing Loans, excludes Offset balances) 2. New accounts includes increases to existing accounts and split loans (fixed and variable components of the same loan) 3. Average loan size for Flow excludes increases to existing accounts 4. The current classification of Investor vs Owner Occupied is based on ANZ's product category, determined at origination as advised by the customer and the ongoing precision relies primarily on the customer's obligation to advise ANZ of any change in circumstances 5. ANZ Equity Manager product no longer offered for sale as of 31 July 2021 6. Excludes Equity Manager Accounts 7. Based on customers that request a specific interest only period and does not include loans being progressively drawn e.g. construction 8. Historical 'Portfolio' numbers restated due to changes in reporting classifications. 9. Unweighted based on # accounts and includes capitalised LMI premiums 10. Valuations updated to Feb 24 where available. Excludes unknown DLVR. Historical DLVR has been restated as a result of enhancements to methodology 11. Source: APRA Monthly Authorised Deposit-Taking Institutions Statistics (MADIS) to Feb 24 12. % of Owner Occupied and Investor Loans that have any amount ahead of repayments based on available redraw and offset. Historical numbers restated as a result of data quality improvement 13. Offset balances reflect only those balances linked to Home Loan accounts 14. Note Low Doc lending at ANZ is no longer offered 15. Annualised write-off net of recoveries 16. Based on Gross Loans & Advances 17. Australia Geography includes Australia Retail, Australia Commercial and Institutional Australia

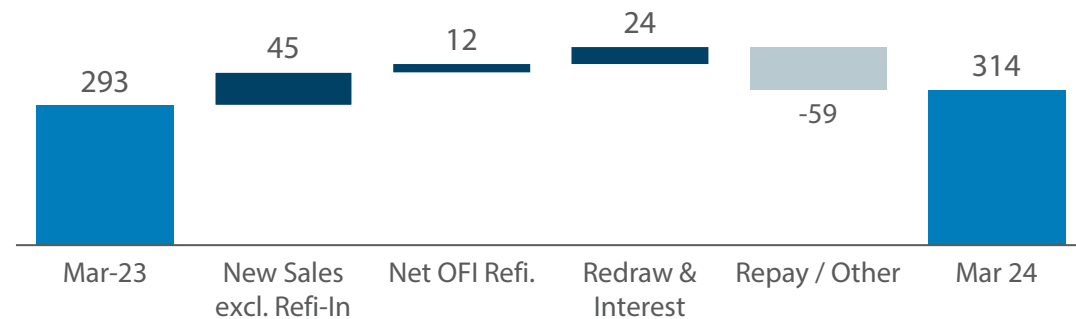
# AUSTRALIA HOME LOANS – PORTFOLIO COMPOSITION



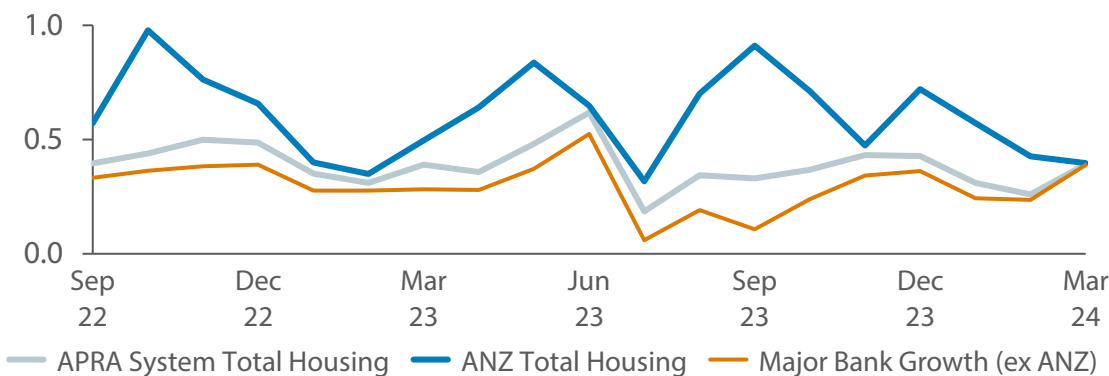
Home Loan balance composition<sup>1,2</sup>, \$b



Home Loan balance & lending flows<sup>1,4</sup>, \$b

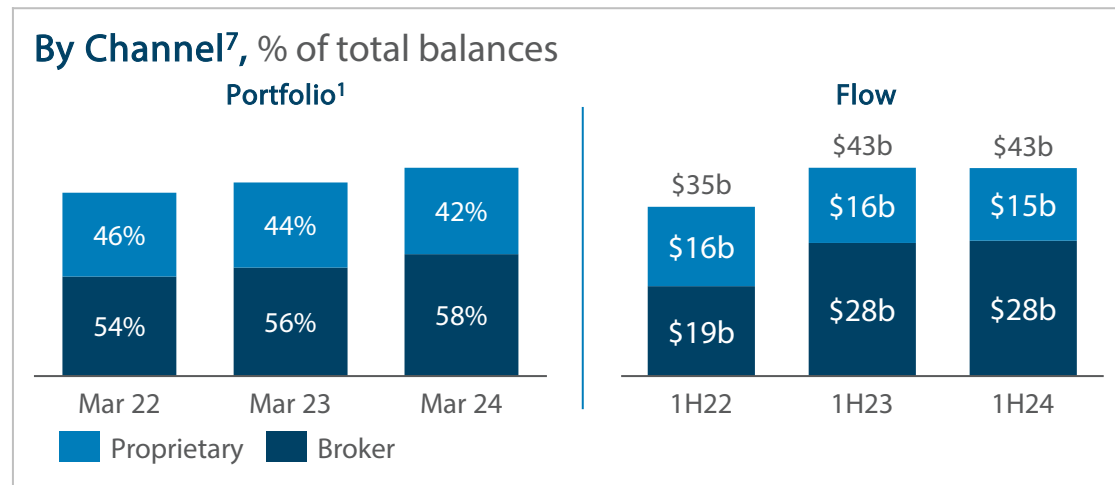
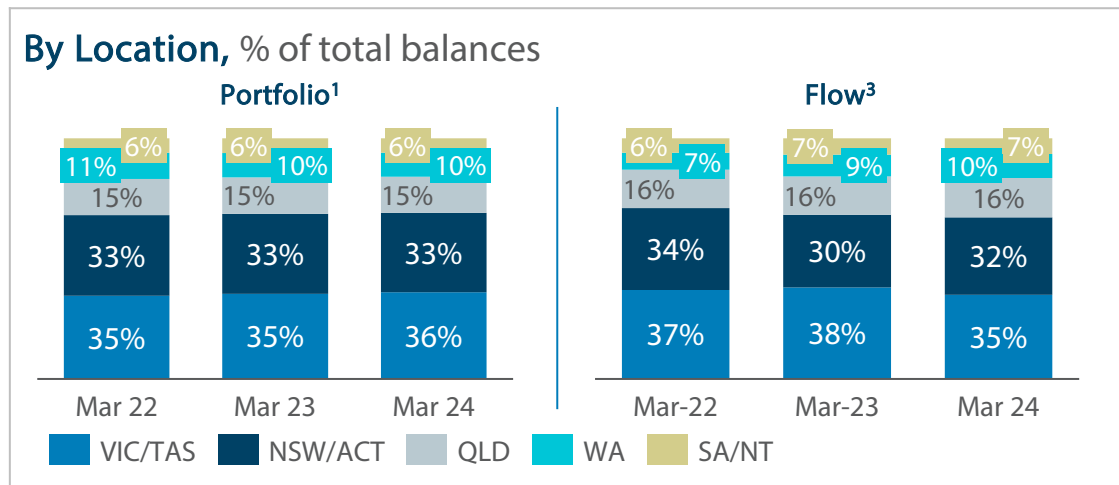
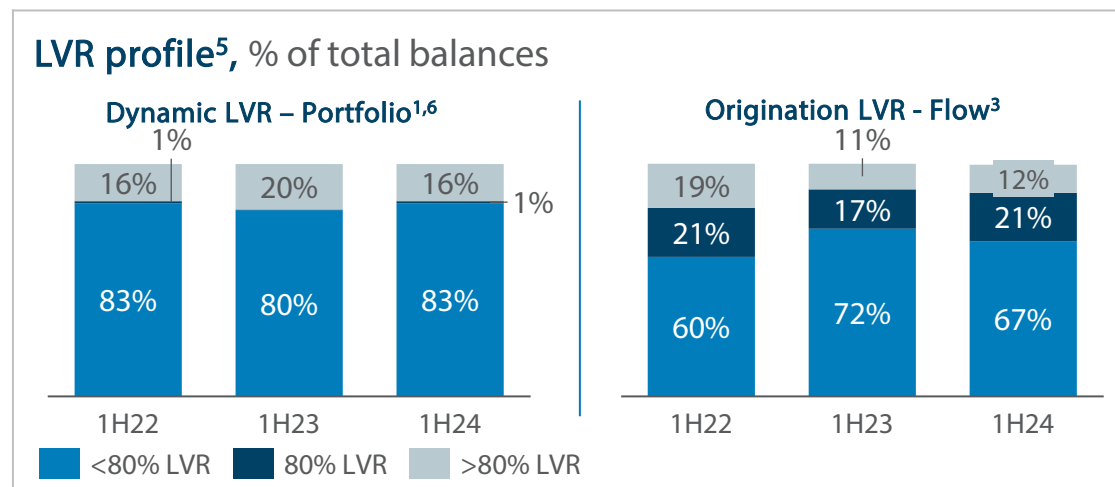
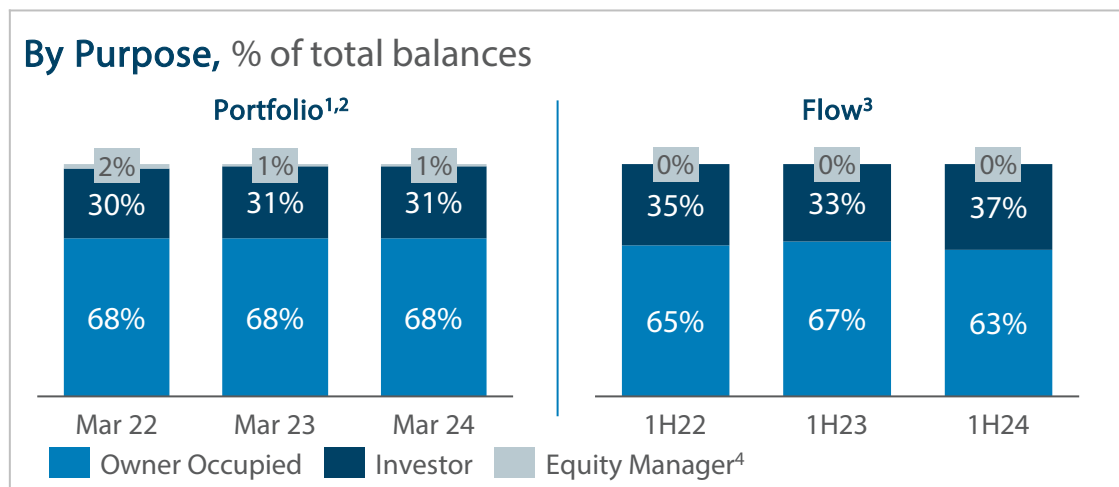


Home loan growth – ANZ & system<sup>3</sup>, MoM %



1. Based on Gross Loans and Advances. Includes Non-Performing Loans  
 2. The current classification of Investor vs Owner Occupied is based on ANZ’s product category, determined at origination as advised by the customer and the ongoing precision relies primarily on the customer’s obligation to advise ANZ of any change in circumstances. Interest Only (I/O) is based on customers that request a specific interest only period and does not include loans being progressively drawn e.g. construction. ANZ Equity Manager product no longer offered for sale as of 31 July 2021  
 3. Month on month growth. Source: APRA Monthly Authorised Deposit-taking Institution Statistics (MADIS)  
 4. This chart has been updated to a new data source, this source introduces a new methodology which is more granular and effective at categorising housing flows

# AUSTRALIA HOME LOANS – PORTFOLIO COMPOSITION & FLOW



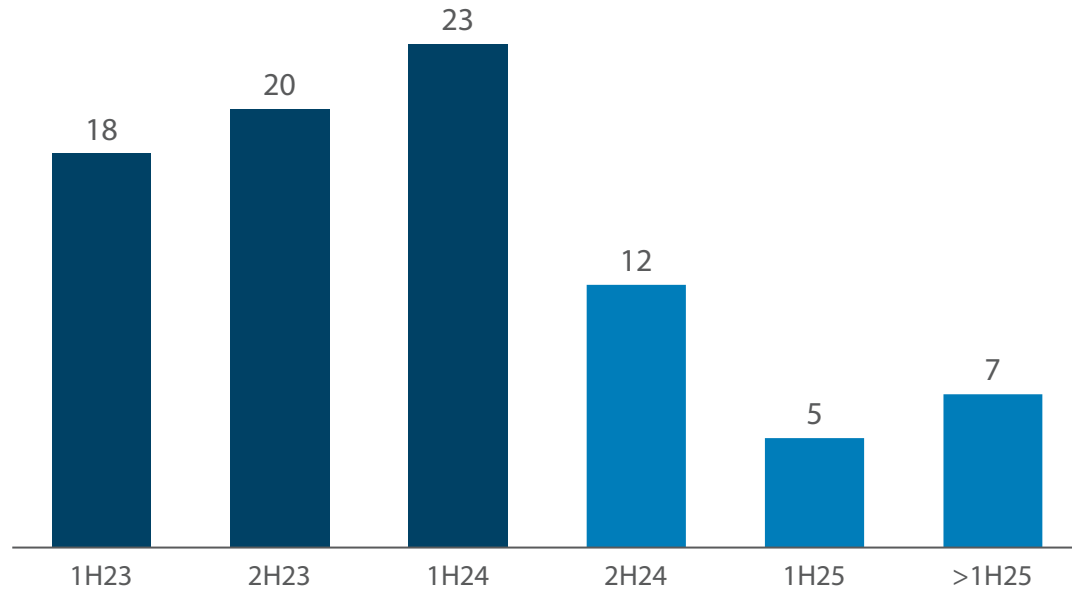
- Includes Non-Performing Loans
- The current classification of Investor vs Owner Occupied is based on ANZ’s product category, determined at origination as advised by the customer and the ongoing precision relies primarily on the customer’s obligation to advise ANZ of any change in circumstances
- Based on drawn month
- ANZ Equity Manager product no longer offered for sale as of 31 July 2021
- Includes capitalised LMI premiums
- Doesn’t consider offset balances and excludes unknown DLVR. Valuations updated to Feb 24 where available. Historical DLVR has been restated as a result of enhancements to methodology
- Excludes Equity Manager Accounts. Historical ‘Portfolio’ numbers restated due to changes in reporting classifications.



# AUSTRALIA HOME LOANS – PORTFOLIO RESILIENCE



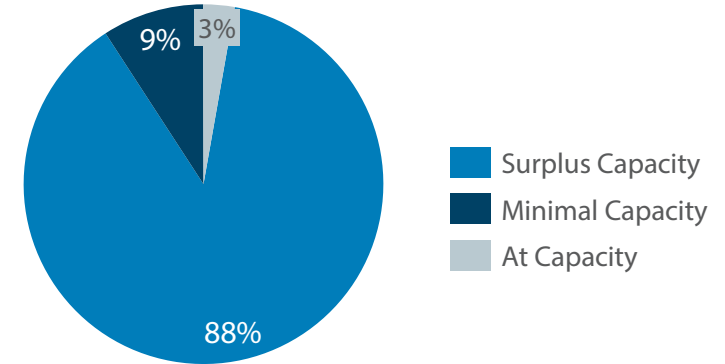
Fixed rate Home Loan expiry profile, \$b



For new ANZ fixed rate loans, serviceability is assessed as:

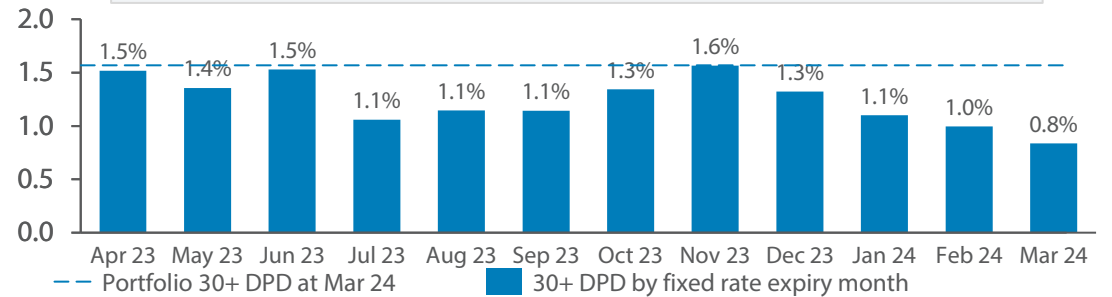
- if the standard variable rate (less customer discount) plus the 3% serviceability buffer is higher than the customer fixed rate, then the higher of the standard variable rate (less customer discount) plus the 3% serviceability buffer and the floor rate which is currently 5.1%
- else the higher of the customer fixed rate plus the 3% serviceability buffer and the floor rate which is currently 5.1%

ANZ flow borrowing capacity<sup>1</sup>, 1H24



30+ DPD at March 24 by fixed rate expiry month

The chart reflects the 30+ DPD as at Mar 24 for all fixed rate loans that expired in the specified month e.g. the 30+ DPD as at Mar 24 for all fixed rate loans that expired in Apr 23 is 1.5%

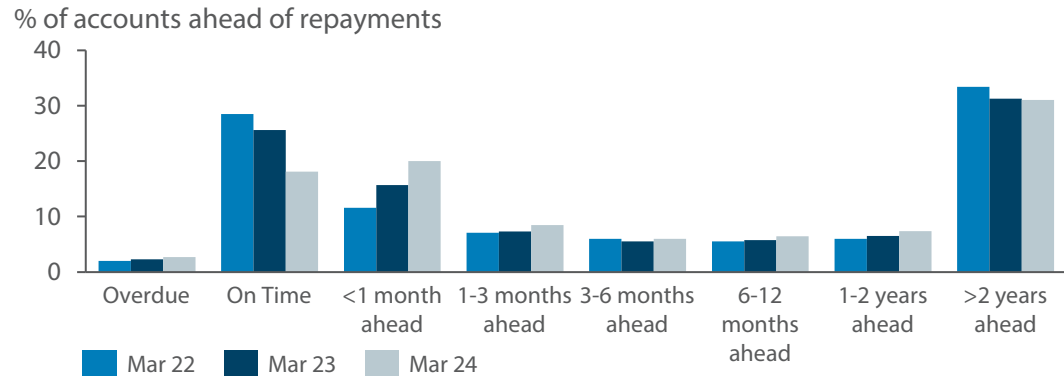


1. Majority of lending 'at capacity' is bridging finance while 'minimal capacity' reflects the proportion of customers with a borrowing capacity of less than \$50 of uncommitted monthly income (UMI). Borrowing capacity is determined after income and expense buffers and shading are applied, and based on verified income only therefore the customer's actual borrowing capacity will be higher than what is reflected in the chart

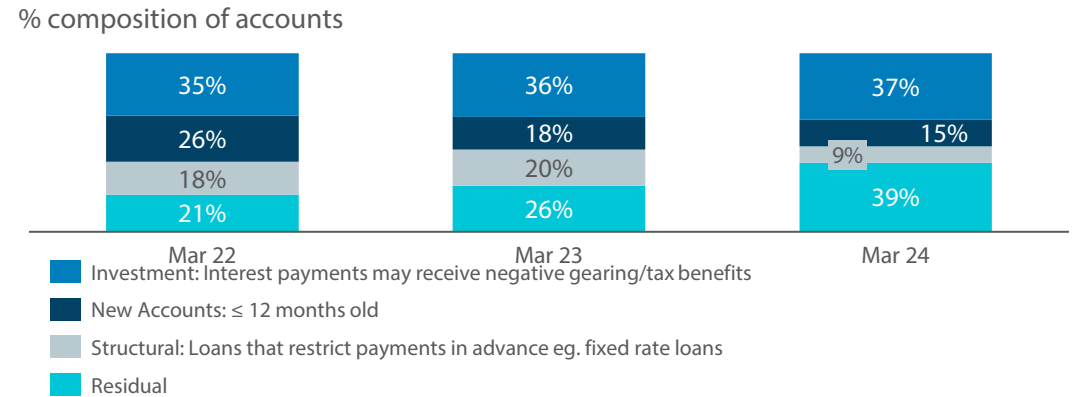
# AUSTRALIA HOME LOANS – PORTFOLIO RESILIENCE



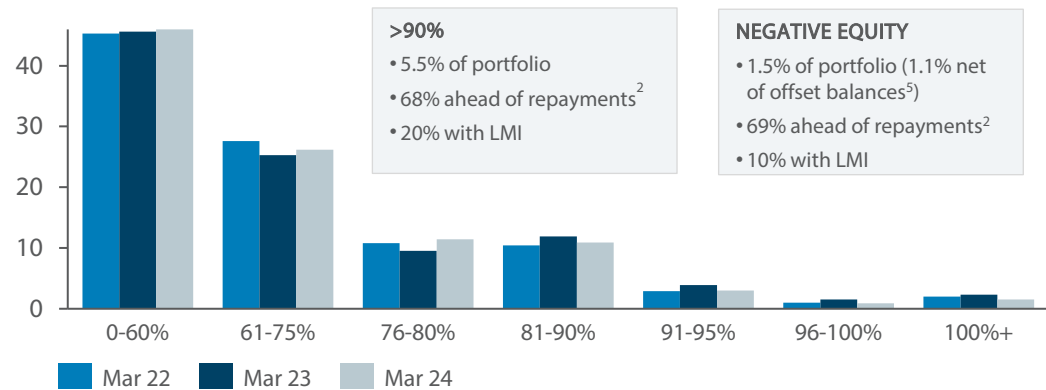
## Home Loans repayment profile<sup>1,2</sup>



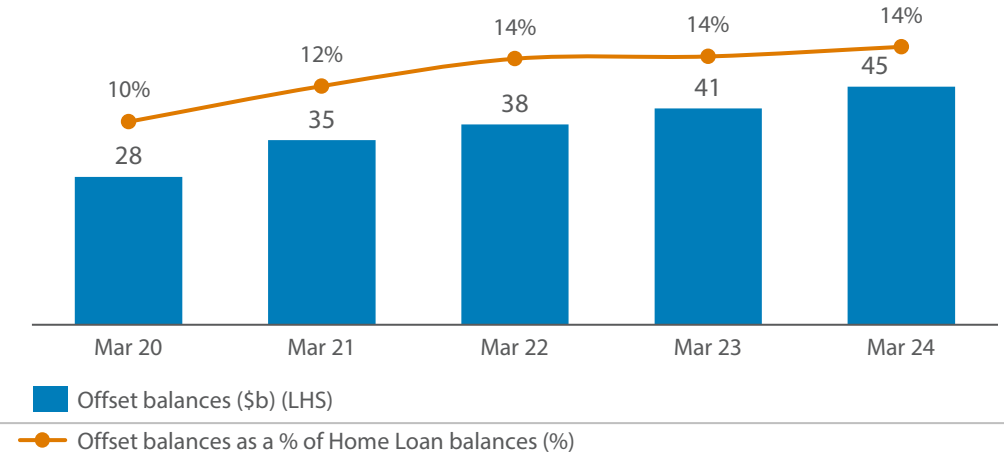
## Home Loans on time and <1 month ahead profile<sup>2,3</sup>



## Dynamic LVR based on portfolio balances<sup>1,4, %</sup>

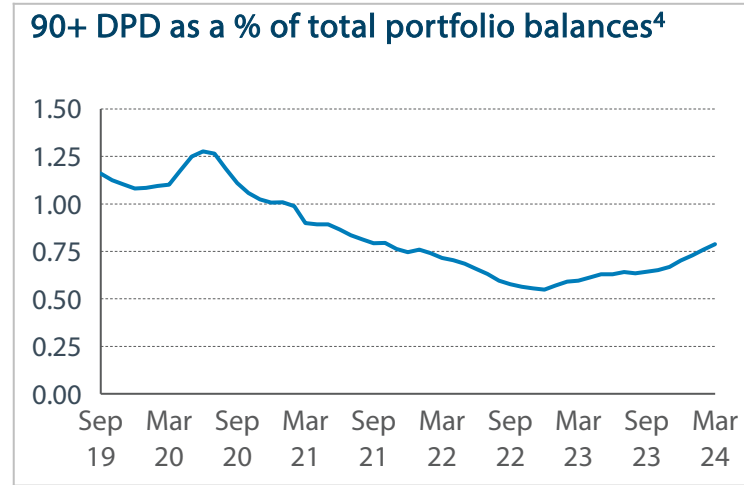
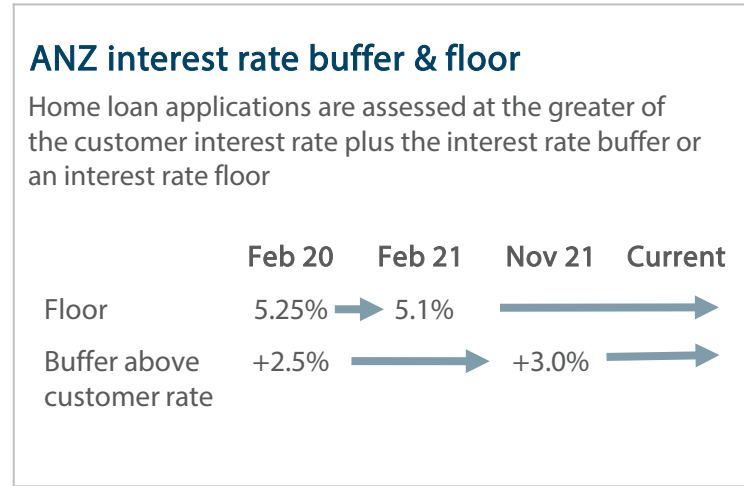
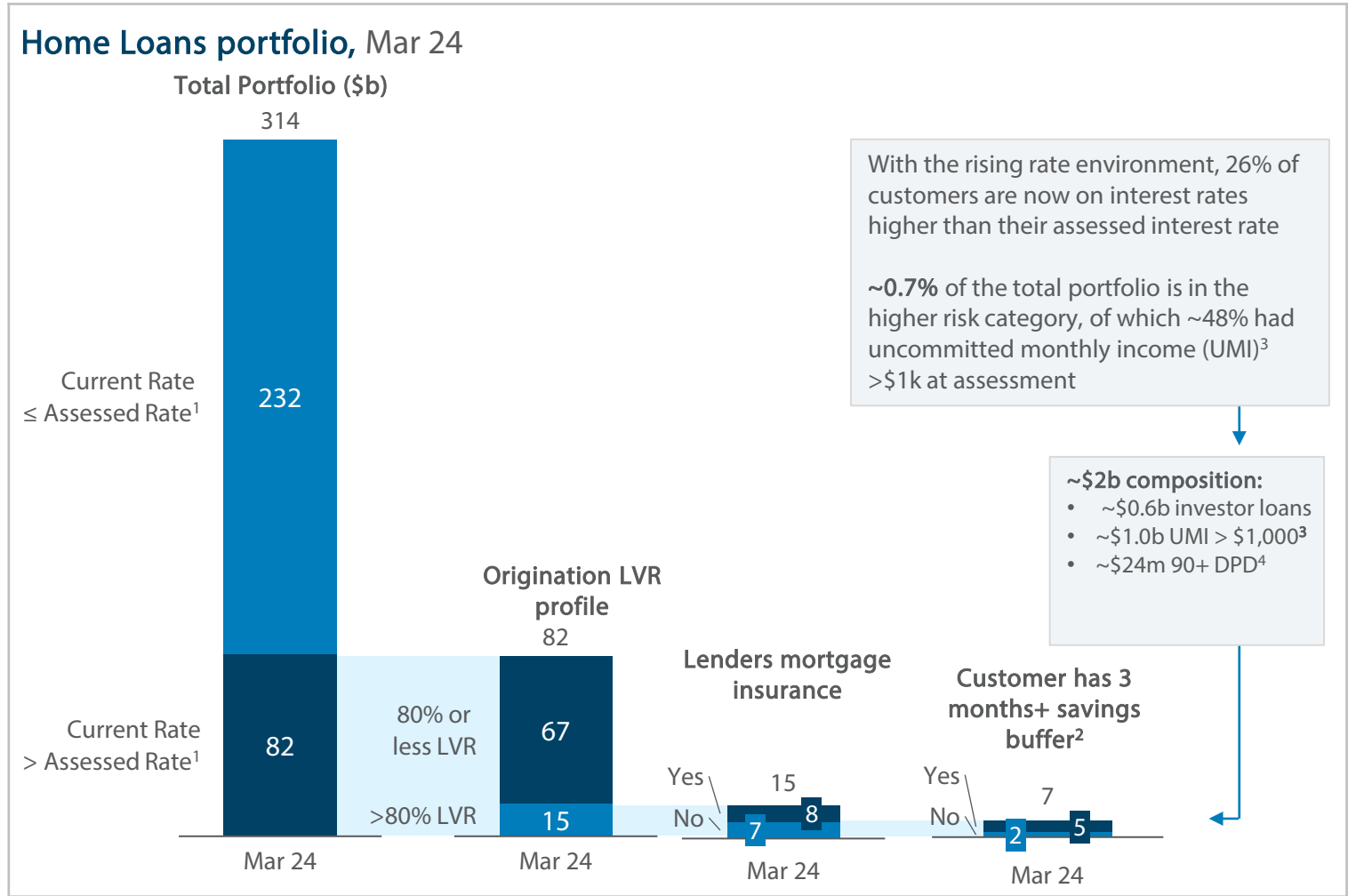


## Offset account balances<sup>5</sup>



- Includes Non-Performing Loans
- Excess repayments based on available redraw and offset. Excludes Equity Manager Accounts
- The current classification of Investor vs Owner Occupied, is based on ANZ's product category, determined at origination as advised by the customer and the ongoing precision relies primarily on the customer's obligation to advise ANZ of any change in circumstances
- Includes capitalised LMI premiums, doesn't consider offset balances, and excludes unknown DLVR. Valuations updated to Feb 24 where available. Historical DLVR has been restated as a result of enhancements to methodology
- Offset balances reflect only those balances linked to Home Loan accounts

# AUSTRALIA HOME LOANS – BOOK ORIGINATED AND ATTRIBUTES



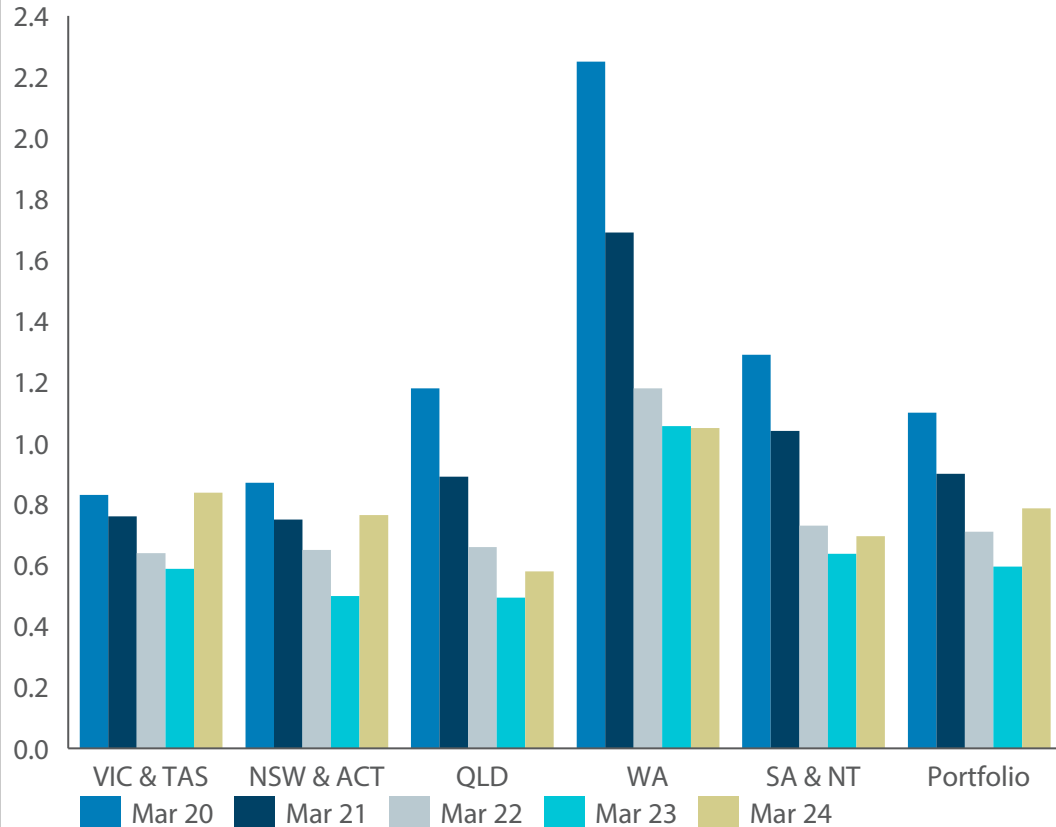
- Accounts with missing assessed rate information are grouped into customer rate ≤ assessed rate based on the assumption that the assessed rate used in the mortgage assessment stage to account for borrower's ability to repay at origination should be higher than the current interest rate
- Buffers are calculated at customer level, incorporating all Retail debts within the customer cluster at ANZ, and all funds available in ANZ redraw, offset and transaction and savings accounts
- Uncommitted monthly income (UMI) is determined after income and expense buffers and shading are applied, and based on verified income only
- 90+ days past due rate as at Mar 24 is 0.79% which includes Gross Impaired Assets (4bps) and Hardship accounts that are not Impaired (15bps). ANZ delinquencies are calculated on a missed payment basis for amortising and Interest Only loans. Australia Home Loans 90+ between Mar-20 and Jun-20 excludes eligible Home Loans accounts that had requested COVID-19 assistance but due to delays in processing had not the loan repayment deferral applied to the account

# AUSTRALIA HOME LOANS – PORTFOLIO PERFORMANCE



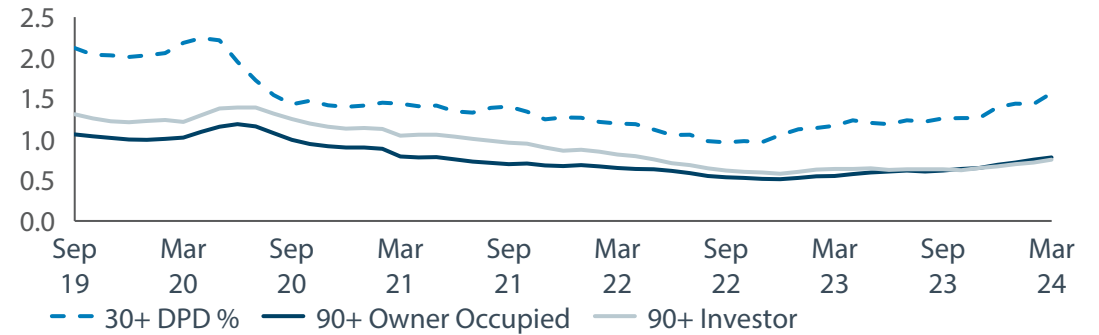
## Home Loans 90+ DPD (by State)<sup>1,2</sup>

% of Portfolio Segment Balances

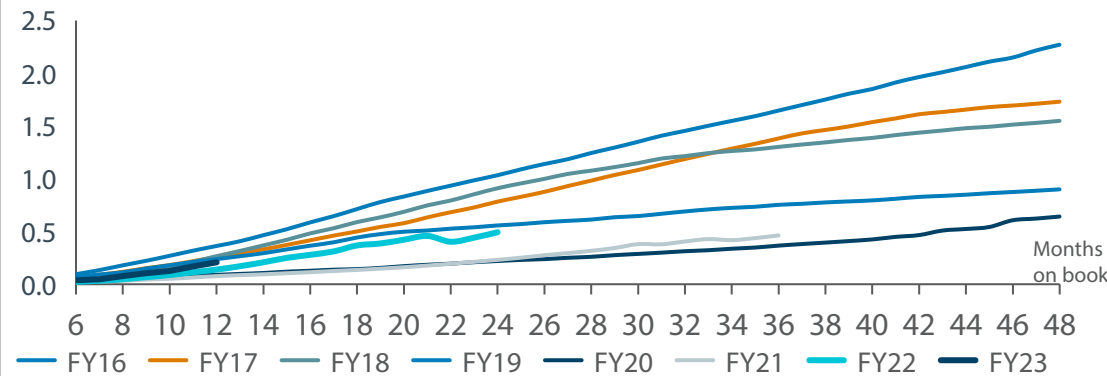


## Home Loans delinquencies<sup>1,2,3,4</sup>

% of Portfolio Segment Balances



## Home Loans 90+ DPD (by vintage)<sup>5</sup>, %



1. Includes Gross Impaired Assets and Hardship accounts
2. ANZ delinquencies are calculated on a missed payment basis for amortising and Interest Only loans
3. The current classification of Investor vs Owner Occupied, is based on ANZ's product category, determined at origination as advised by the customer and the ongoing precision relies primarily on the customer's obligation to advise ANZ of any change in circumstances
4. 30+ and 90+ between Mar 20 and Jun 20 excludes eligible Home Loans accounts that had requested COVID-19 assistance but due to delays in processing had not had the loan repayment deferral applied to the account
5. Home Loans 90+ DPD vintages represent % ratio of ever 90+ delinquent (measured by # accounts), contains at least 6 application months of that fiscal year contributing to each data point

# PRODUCT OFFERINGS



	Variable		Fixed
Product	Standard Variable	Simplicity Plus	Fixed (1-5, 7 & 10 years)
Description	A fully featured variable rate loan	A competitive variable rate loan with basic features	Certainty of fixed interest repayments for fixed rate period
Launched	Nov 1979	May 2008	Jul 1990
Portfolio FUM (as at 31 March 2024) *	80.9%	10.5%	0.9%
Loan approval fee	No	No	No
Loan admin charge	No	No	No
Redraw	Yes	Yes	Yes (only after the fixed rate period has expired)
Offset available	Yes	No	1 year rate only

\* EMA (Equity Manager Account) is a grandfathered product (since July 2021) and makes up 0.9%, it is not a product that ANZ currently offers; hence no new accounts are opened but a credit facility fee is charged on existing accounts.



# AUSTRALIAN MORTGAGES: KEY FEATURES



# THE STRUCTURE OF THE AUSTRALIAN MORTGAGE MARKET HAS RESULTED IN VERY LOW LOSSES THROUGH VARIOUS CYCLES

## AUSTRALIAN MORTGAGE MARKET CHARACTERISTICS

Full Recourse	<ul style="list-style-type: none"> <li>All mortgage lending is full recourse</li> </ul>
Variable rate	<ul style="list-style-type: none"> <li>Most mortgage lending is in variable rate format (typically &gt; 80%)</li> <li>Primary assessment on cashflow with interest rate buffer applied (currently 3.0%<sup>1</sup> above mortgage rate, subject to a floor of 5.10%)</li> </ul>
Low LVRs	<ul style="list-style-type: none"> <li>Average dynamic LVR<sup>2</sup> is 49% (~66% for 1H24 origination LVR)</li> <li>Loans with LVR &gt; 80% require mortgage insurance<sup>3</sup></li> <li>No sub prime market</li> </ul>
Limited tax advantages	<ul style="list-style-type: none"> <li>Results in high prepayment levels</li> <li>Consequently mortgage debt as proportion of housing stock is low</li> </ul>
Originate to hold model	<ul style="list-style-type: none"> <li>Mortgages retained on balance sheet</li> <li>ANZ portfolio of ~\$316bn.</li> <li>Last securitisation by ANZ in 2019 with only ~\$752m outstanding from 2 external RMBS transactions as at 24 June 2024</li> </ul>

1. Moved from 2.50% to 3.0% in Nov 2021

2. Excludes non performing loans and offsets. Includes Owner Occupied, Investment Loans and Equity Loans. Inclusive of capitalised premiums. Valuations updated Mar-23 where applicable

3. Except for medico, accountants, lawyers and ANZ staff with up to 95% LVR



# KEY CONTACTS





# FURTHER INFORMATION

**Debt Investor Centre**  
Everything you need to manage your ANZ debt investments

- Debt Investor Presentations
- Debt Programmes
- Covered Bonds
- Green & Sustainability Bonds
- Securitisation
- Credit Ratings

## Key Contacts

**Adrian Went**  
Group Treasurer  
+61 3 8654 5532  
+61 412 027 151  
[Adrian.Went@anz.com](mailto:Adrian.Went@anz.com)

**David Goode**  
Head of Debt Investor Relations  
  
+61 410 495 399  
[David.Goode@anz.com](mailto:David.Goode@anz.com)

**John Needham**  
Head of Capital and Secured Funding  
+61 2 8037 0670  
+61 411 149 158  
[John.Needham@anz.com](mailto:John.Needham@anz.com)

**Scott Gifford**  
Head of Group Funding  
+61 3 8655 5683  
+61 499 851 335  
[Scott.Gifford@anz.com](mailto:Scott.Gifford@anz.com)

**Deniz Ulutas**  
Director, Structured Funding  
+61 2 8037 0627  
+61 422 111 320  
[Deniz.Ulutas@anz.com](mailto:Deniz.Ulutas@anz.com)

**Steve Aquilina**  
Associate Director, Debt Investor Relations  
+61 3 8654 7778  
[steven.aquilina@anz.com](mailto:steven.aquilina@anz.com)

## General Mailbox

Debt Investor Relations  
[DebtIR@anz.com](mailto:DebtIR@anz.com)

## For further information visit

ANZ Debt Investor Centre  
[anz.com/debtinvestors/centre/](http://anz.com/debtinvestors/centre/)

ANZ ESG Supplement  
[anz.com.au/about-us/esg/reporting/](http://anz.com.au/about-us/esg/reporting/)

Corporate Governance Statement  
[anz.com/corporategovernance](http://anz.com/corporategovernance)