



# 2024 THIRD QUARTER CHART PACK

QUARTER ENDED 30 JUNE 2024

20 AUGUST 2024

This document should be read in conjunction with ANZBGL's Basel III Pillar 3 Disclosure as at June 2024 (APS 330: Public disclosure)

Approved for distribution by ANZ's Continuous Disclosure Committee  
ANZ Group Holdings Limited ABN 16 659 510 791  
9/833 Collins Street Docklands Victoria 3008 Australia



# IMPORTANT INFORMATION – FORWARD-LOOKING STATEMENTS

The material in this presentation contains general background information about the Group's activities current as at 19 August 2024. It is information given in summary form and does not purport to be complete.

It is not intended to be and should not be relied upon as advice to investors or potential investors, and does not take into account the investment objectives, financial situation or needs of any particular investor. These should be considered, with or without professional advice, when deciding if an investment is appropriate.

This presentation may contain forward-looking statements or opinions including statements regarding our intent, belief or current expectations with respect to the Group's business operations, market conditions, results of operations and financial condition, capital adequacy, sustainability objectives or targets, specific provisions and risk management practices. When used in the presentation, the words 'forecast', 'estimate', 'goal', 'target', 'indicator', 'plan', 'pathway', 'ambition', 'modelling', 'project', 'intend', 'anticipate', 'believe', 'expect', 'may', 'probability', 'risk', 'will', 'seek', 'would', 'could', 'should' and similar expressions, as they relate to the Group and its management, are intended to identify forward-looking statements or opinions. Those statements are usually predictive in character; or may be affected by inaccurate assumptions or unknown risks and uncertainties or may differ materially from results ultimately achieved. As such, these statements should not be relied upon when making investment decisions. These statements only speak as at the date of publication and no representation is made as to their correctness on or after this date. Forward-looking statements constitute 'forward-looking statements' for the purposes of the *United States Private Securities Litigation Reform Act of 1995*. The Group does not undertake any obligation to publicly release the result of any revisions to these forward-looking statements to reflect events or circumstances after the date hereof to reflect the occurrence of unanticipated events.



# SUMMARY - 2024 THIRD QUARTER (3Q24)

## BALANCES AS AT JUNE 24, MOVEMENTS JUNE 24 VS MARCH 24

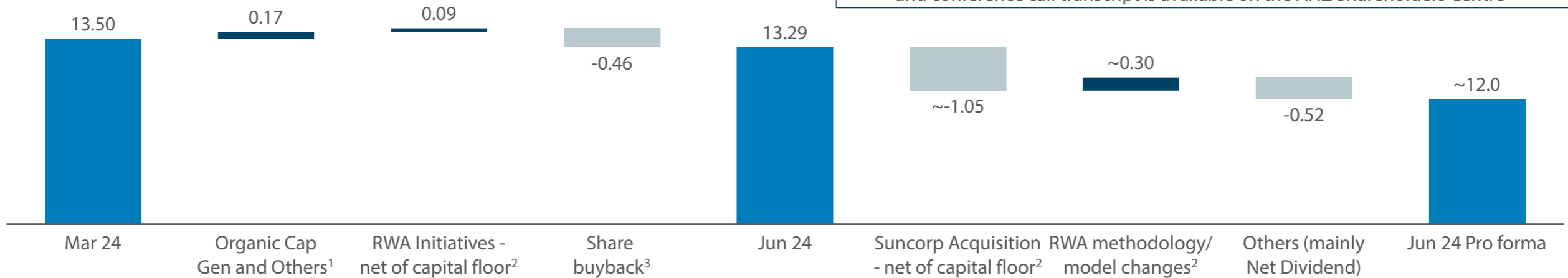
		Slide #
<b>Capital</b>	<p><b>APRA Level 2 CET1 ratio</b></p> <ul style="list-style-type: none"> <li>• 13.3%, including full impact of the \$2b share buy back<sup>1</sup></li> <li>• ~12.0% on a pro forma basis (refer page 3 for pro forma adjustments)</li> </ul>	3-4
<b>Balance Sheet</b>	<p><b>Customer Deposits: +2%</b></p> <ul style="list-style-type: none"> <li>• Australia Retail and New Zealand division deposits were both flat while Commercial deposits increased with ~\$1b growth in savings deposits</li> <li>• Institutional deposits (ex Markets) increased 6%, 5% excluding the transfer of funds within the ANZ Group for the share buy back<sup>1</sup>. The underlying increase was driven by higher at-call / operational balances from several large corporate customers</li> </ul> <p><b>Net loans and advances (NLA) +3%</b></p> <ul style="list-style-type: none"> <li>• NLA increased \$19b with growth in all 4 major divisions: Australia Retail (+2%), Australia Commercial (+2%), New Zealand division (+1%) and Institutional (+5%). Institutional growth due largely to an increase in Markets lending balances and Trade lending</li> </ul> <p><b>Exposure at Default (EAD) &amp; Risk Weighted Assets (RWA)</b></p> <ul style="list-style-type: none"> <li>• EAD increased 1% (+\$15b), larger drivers including +\$6b in residential mortgage and +\$5b in Sovereigns and Financial Institutions</li> <li>• RWA was flat with 4% reduction in Credit RWA primarily from mortgage PD model changes, offset by CRWA volume growth, mix and risk changes and Capital Floor Adjustment (refer slide 10 for details)</li> </ul>	5-10
<b>Provisions &amp; credit quality</b>	<ul style="list-style-type: none"> <li>• Total Provision charge of \$45m (2bps loss rate) in the June quarter, comprising a \$27m individual provision charge (1bp loss rate) and \$18m collective provision charge</li> <li>• Collective provision balance was stable at \$4.05b, with 5bps increase in CP Coverage ratio (CP/CRWA) to 1.21% reflecting a reduction in CRWA arising from Mortgage PD model changes</li> <li>• Gross Impaired Assets (GIA) reduced from \$1.5b to \$1.4b with GIA as a % of total Gross Loans and Advances reducing 2bps to 0.19%</li> <li>• Australian Housing 90+ Days Past Due (DPD) increased 5bps to 84bps while Australian consumer cards 90+ DPD remained relatively stable at 47bps. Both housing and card 90+ DPD remain below 2020 levels</li> <li>• NZ 90+DPD was 67bps, an increase of 3bps in the June quarter</li> </ul>	11-13

1. A \$2b share buyback was announced at ANZ's 1H24 result in May with \$548m completed to 16 August. Note however that the full \$2bn of capital has been paid from ANZBGL to ANZGHL and so is incorporated in the 13.3% CET1 at 30 June 2024



# CAPITAL, LIQUIDITY, FUNDING

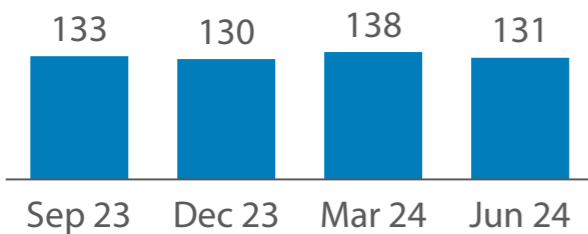
## APRA Level 2 CET1 ratio – 3Q24 Movement, %



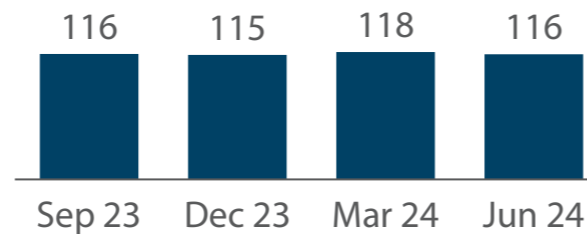
**Update on capital position**  
 On 8 August 2024, ANZ provided an update on its capital position following a series of adjustments to CET1 arising from ANZ’s acquisition of Suncorp and future model and prudential changes, reflected in the below capital position. A copy of the ASX release and conference call transcript is available on the ANZ Shareholders Centre<sup>2</sup>

## Liquidity<sup>4</sup>

LCR, quarterly avg. %



NSFR, end of period %



## Funding

- ANZ’s final Term Funding Facility (TFF) tranche of \$8b fully repaid
- ANZ BGL & ANZ NZ have issued a combined \$34b of term funding, largely completing FY24 requirements
- Suncorp Bank will continue to manage its own issuance alongside ANZ BGL and ANZ NZ requirements

1. Including June quarter profit, CRWA changes (excluding RWA initiatives – net of capital floor), IRRBB, Operational Risk, Market Risk, CVA, proceeds from the sale of 5.2% of the issued capital of AMMB Holdings Bhd (+5bps as announced on 31 May 2024) and unrealised valuation changes mainly from hedged Semi-government securities (-5bps) and associated tax impact (-3bps)

2. Further detail provided on the following slide and in the ‘Update on capital position’ ASX announcement and conference call on 8 August 2024, available on ANZ’s Shareholder Centre at <https://www.anz.com/shareholder/centre/investor-toolkit/anz-updates/>

3. A \$2b share buyback was announced at ANZ’s 1H24 result in May with \$548m completed to 16 August. Note however that the full \$2bn of capital has been paid from ANZBGL to ANZGHL and so is incorporated in the 13.3% CET1 at 30 June 2024

4. LCR and NSFR figures shown are on a Level 2 basis per APRA prudential standard APS210



# JUNE 2024 RWA CALCULATIONS WITH IRB CAPITAL FLOOR ADD-ON AND PRO FORMA ADJUSTMENTS<sup>1</sup>

## Update on capital position

On 8 August 2024, ANZ provided an update on its capital position following a series of adjustments to CET1 arising from ANZ's acquisition of Suncorp and future model and prudential changes, reflected in the below capital position. A copy of the ASX release and conference call transcript is available on the ANZ Shareholders Centre<sup>2</sup>

\$bn	Mar-24	BAU growth and Others <sup>3</sup>	Aus & NZ Mortgage PD model changes	Jun-24	Suncorp <sup>4</sup>	AUS Mortgage LGD changes	Estimated revised APS112 RWA rules	Jun-24 pro forma
Standardised RWA	597	1	-	598	33	-	(17)	614
A: Standardised RWA @ 72.5%	433	0	-	433	24	-	(12)	445
B: Advanced RWA	430	(1)	(16)	413	33	(6)	-	440
C: IRB capital floor add-on (A-B)	3	2	16	20	(9)	6	(12)	5
<b>Total RWA (B+C)</b>	<b>433</b>			<b>433</b>				<b>445</b>

1. Numbers include rounding

2. Further detail provided in the 'Update on capital position' ASX announcement and conference call on 8 August 2024, available on ANZ's Shareholder Centre at <https://www.anz.com/shareholder/centre/investor-toolkit/anz-updates/>

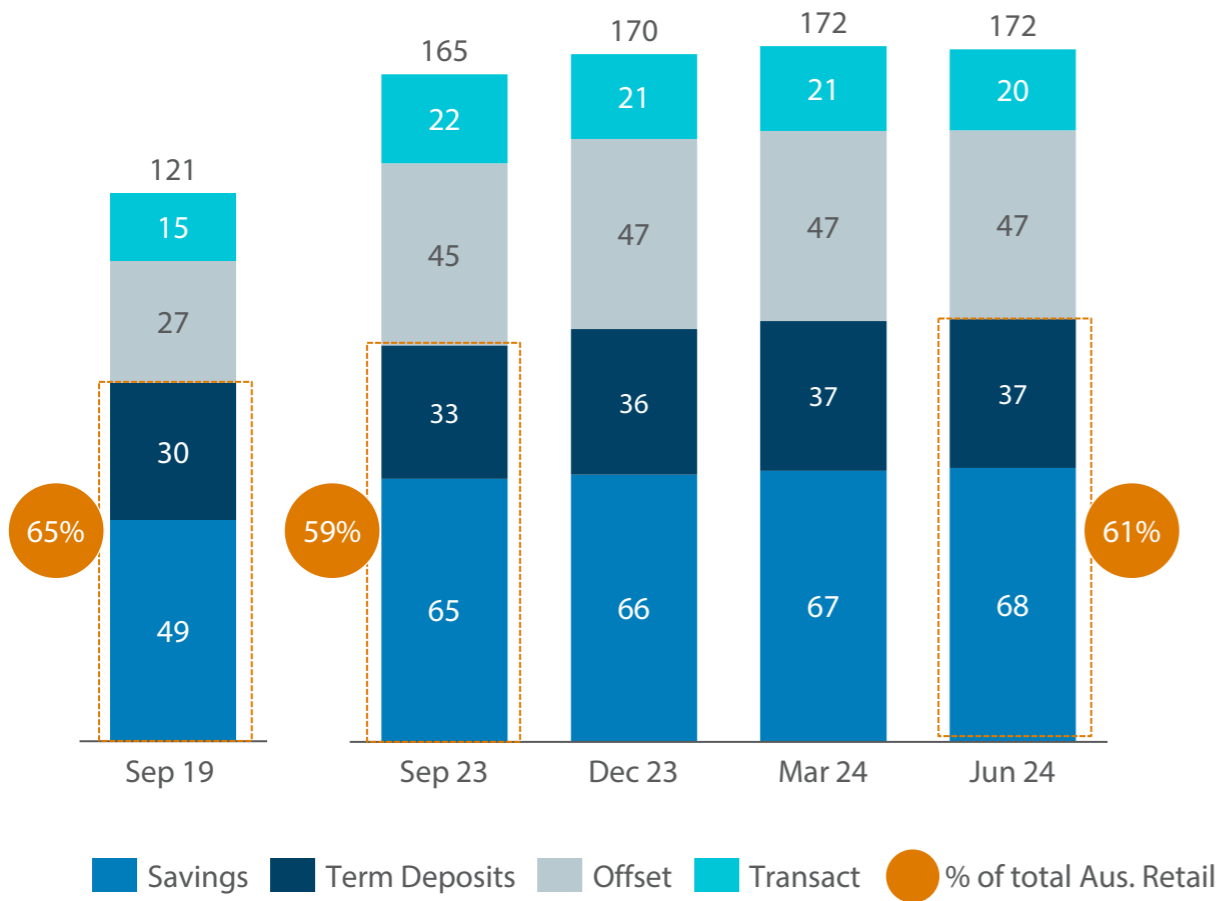
3. Including RWA initiatives except for Mortgage PD model changes

4. Estimated impacts based on Mar-24 Suncorp Pillar 3 report

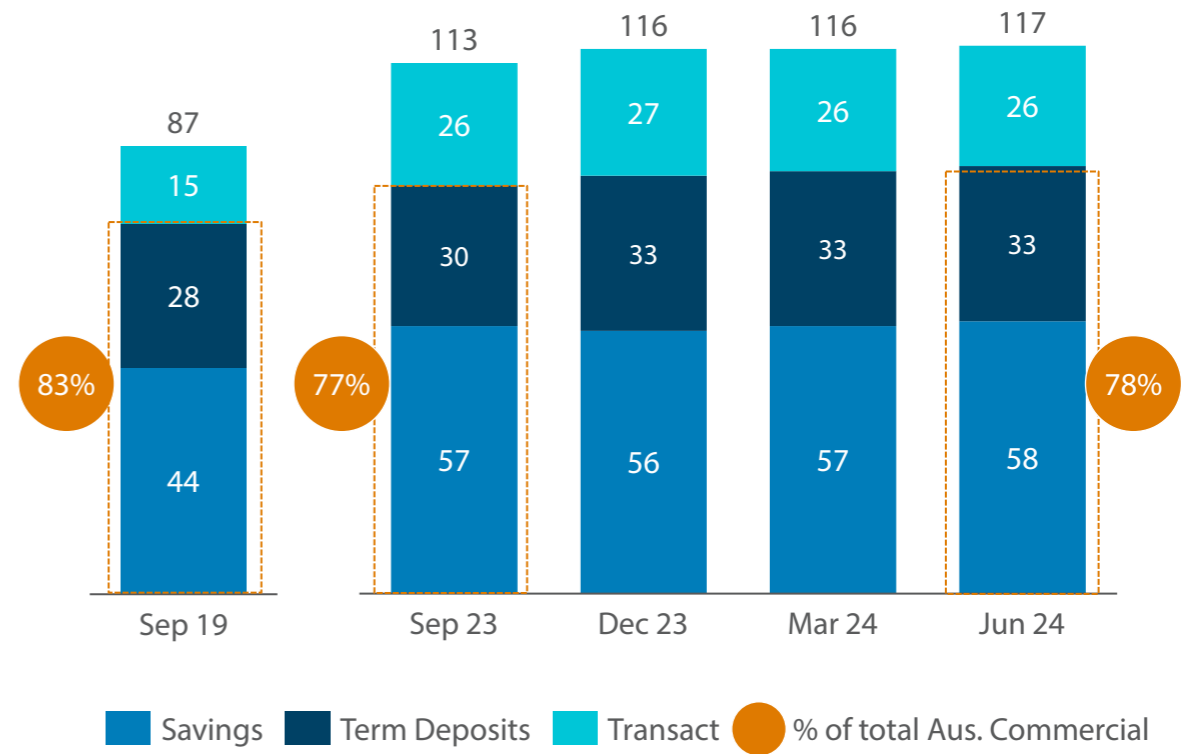


# CUSTOMER DEPOSITS - AUSTRALIA

Australia Retail, \$b



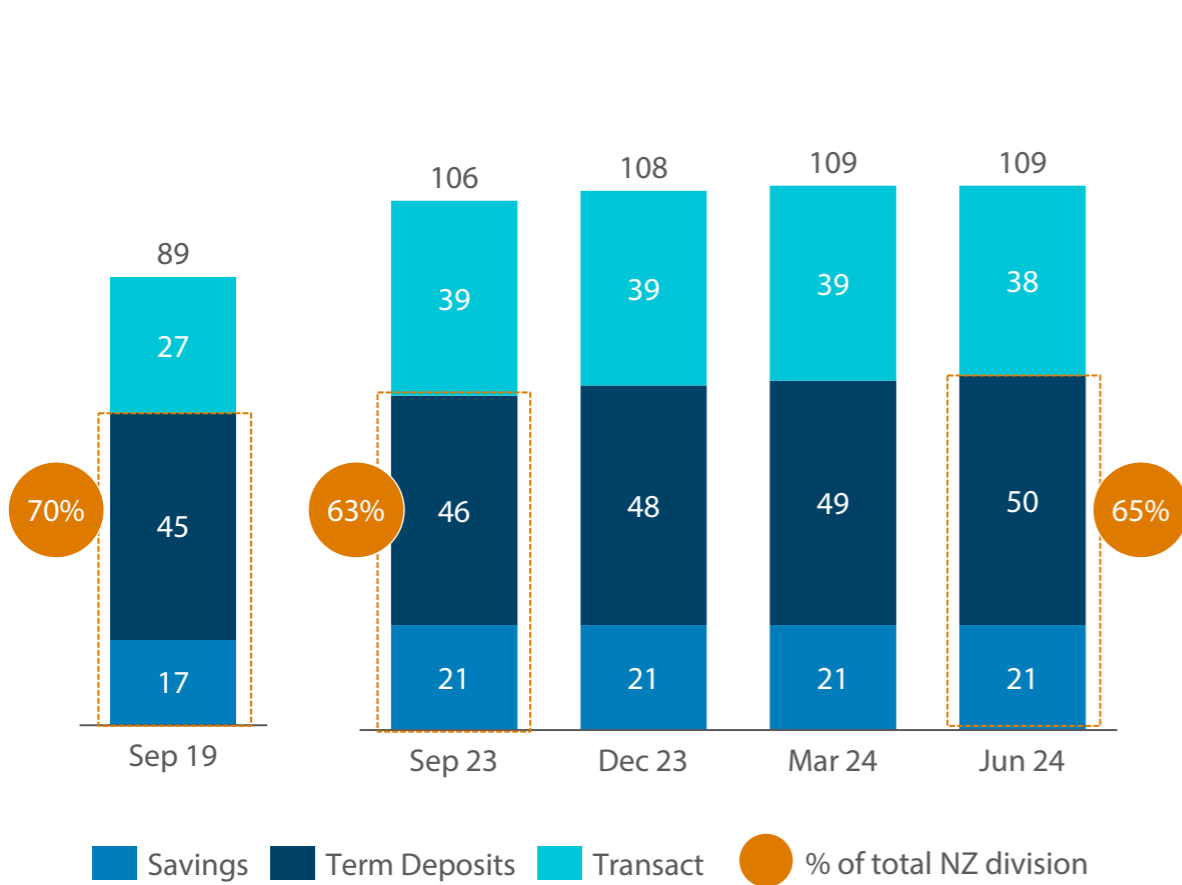
Australia Commercial, \$b



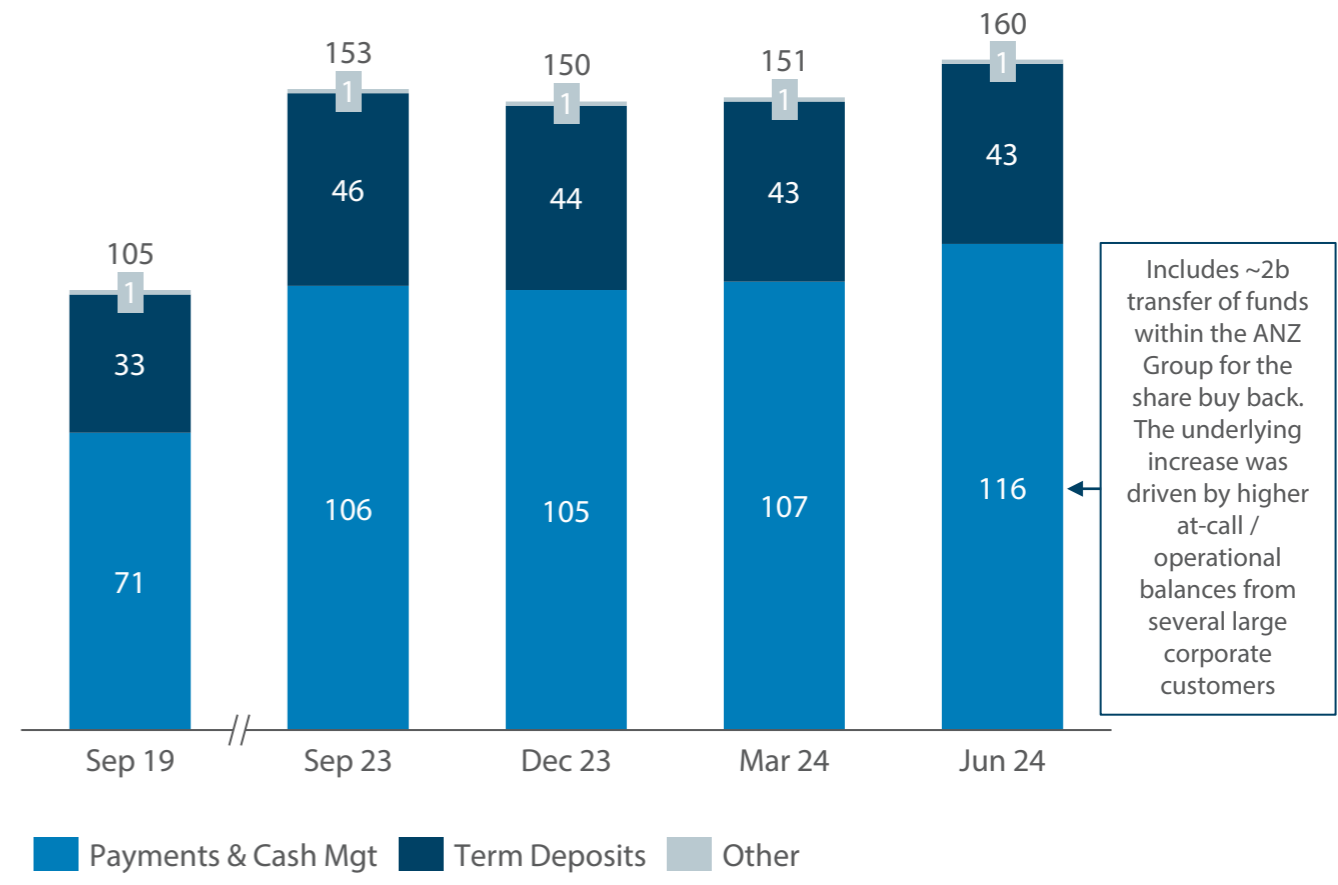


# CUSTOMER DEPOSITS - NEW ZEALAND & INSTITUTIONAL

New Zealand division, NZDb



Institutional (ex. Markets<sup>1</sup>), \$b

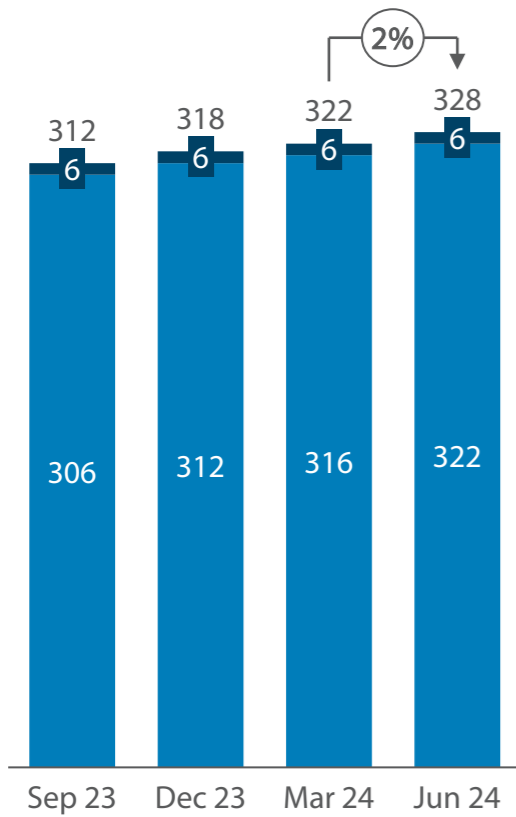


1. Excludes Markets business unit deposits (Sep 19: \$112b; Sep 23 \$113b; Dec 23 \$124b; Mar 24 \$98b; Jun 24 \$105b )

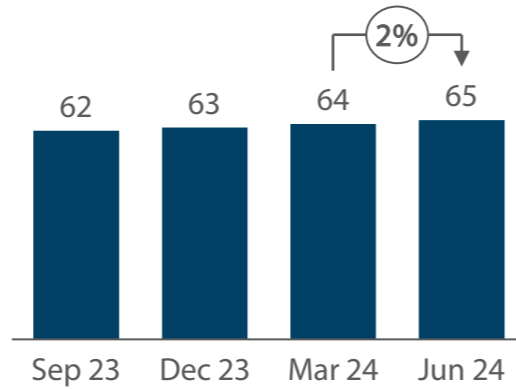


# NET LOANS AND ADVANCES

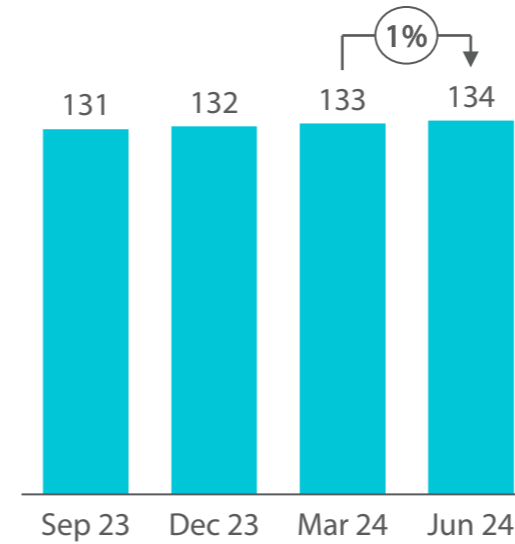
Australia Retail, \$b



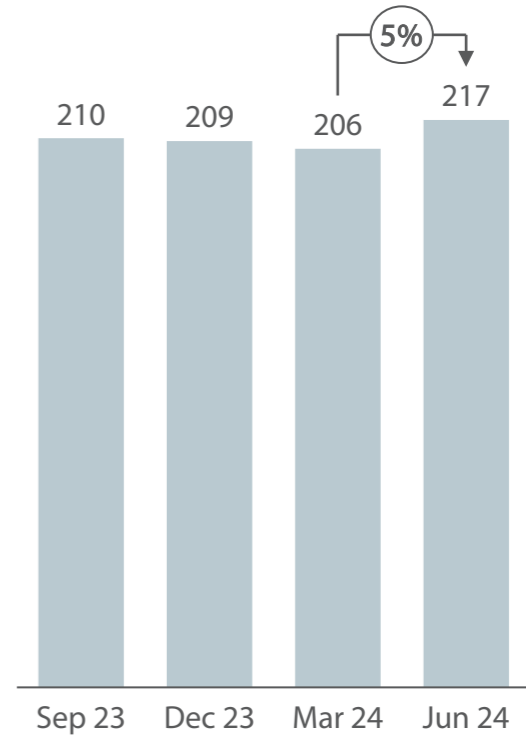
Australia Commercial, \$b



New Zealand division, NZDb



Institutional, \$b



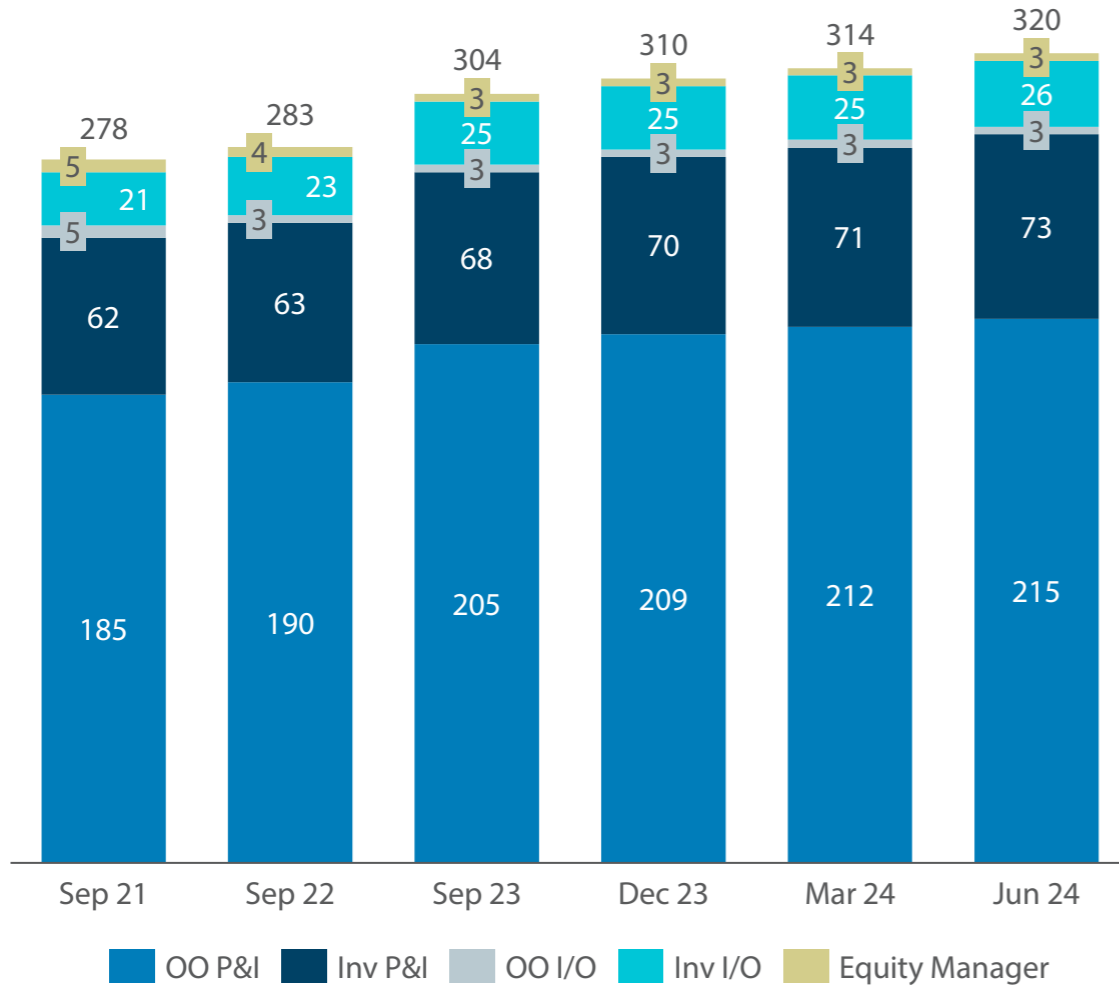
- Home Loans
- Cards, Personal Loans & Other



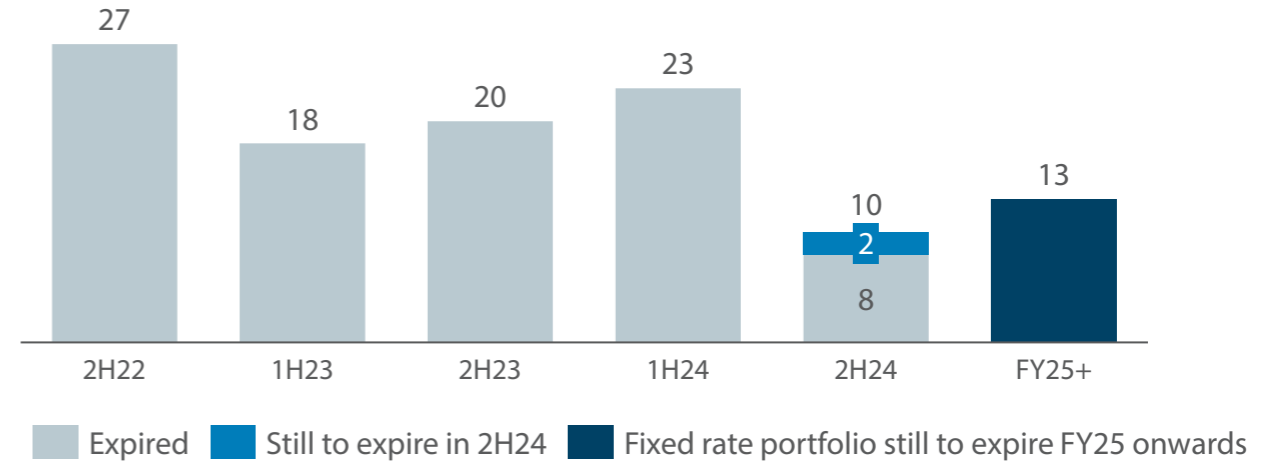


# AUSTRALIA HOME LOAN PORTFOLIO

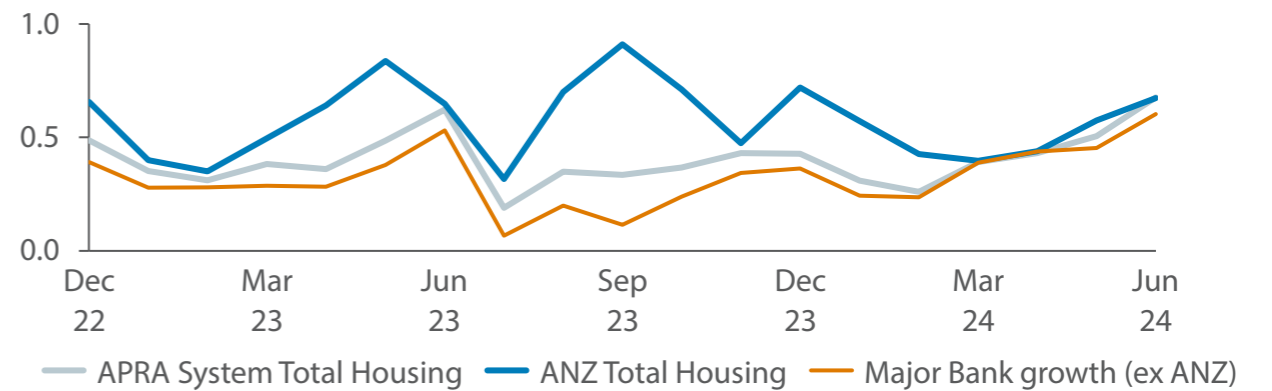
Home Loan FUM composition<sup>1</sup>, \$b



Fixed rate Home Loan expiry profile, \$b



Home loan growth<sup>2</sup>, MoM %




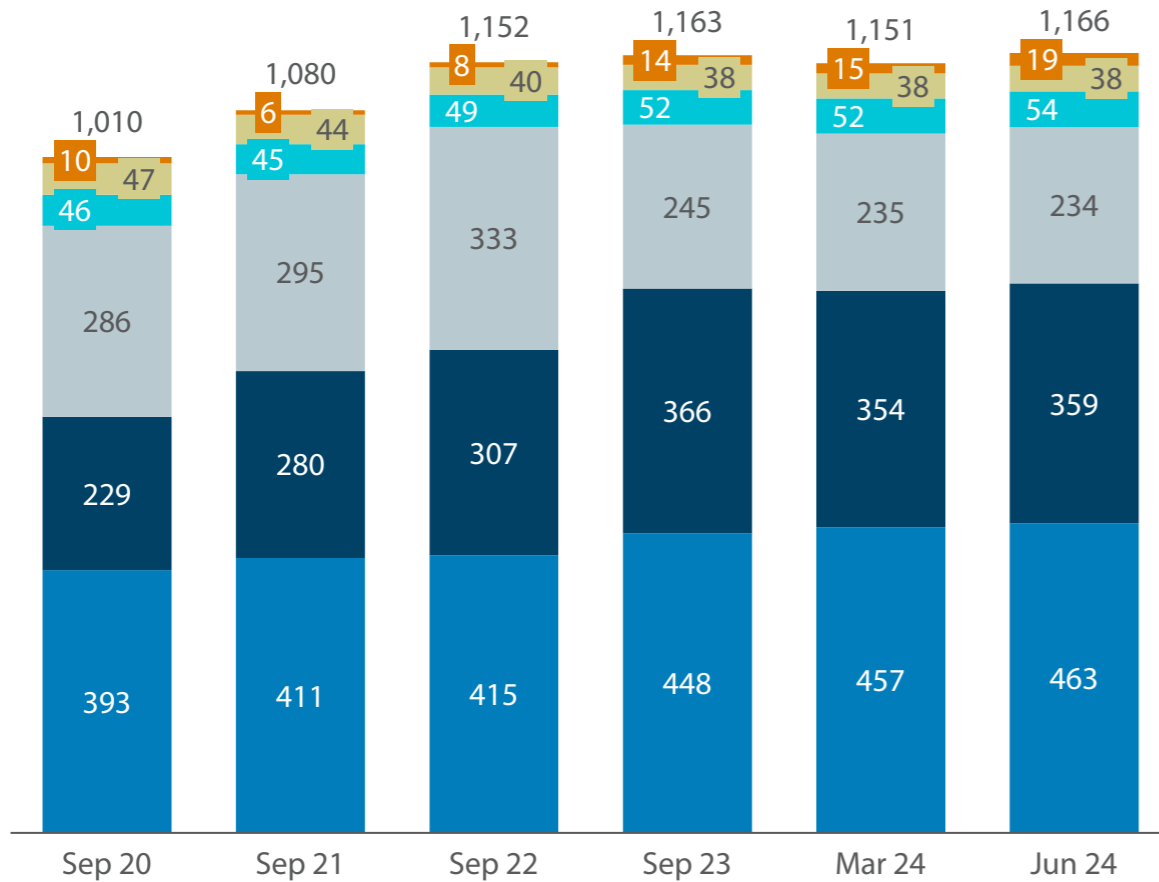
1. Based on Gross Loans and Advances. Includes Non- Performing Loans. Excludes the impact of ANZ accounting policy change for ongoing trail commission payable. The current classification of Investor vs Owner Occupied is based on ANZ's product category, determined at origination as advised by the customer and the ongoing precision relies primarily on the customer's obligation to advise ANZ of any change in circumstances. Interest Only (I/O) is based on customers that request a specific interest only period and does not include loans being progressively drawn e.g. construction. ANZ Equity Manager product no longer offered for sale as of 31 July 2021

2. Month on month growth. Source: APRA Monthly Authorised Deposit-taking Institution Statistics (MADIS)

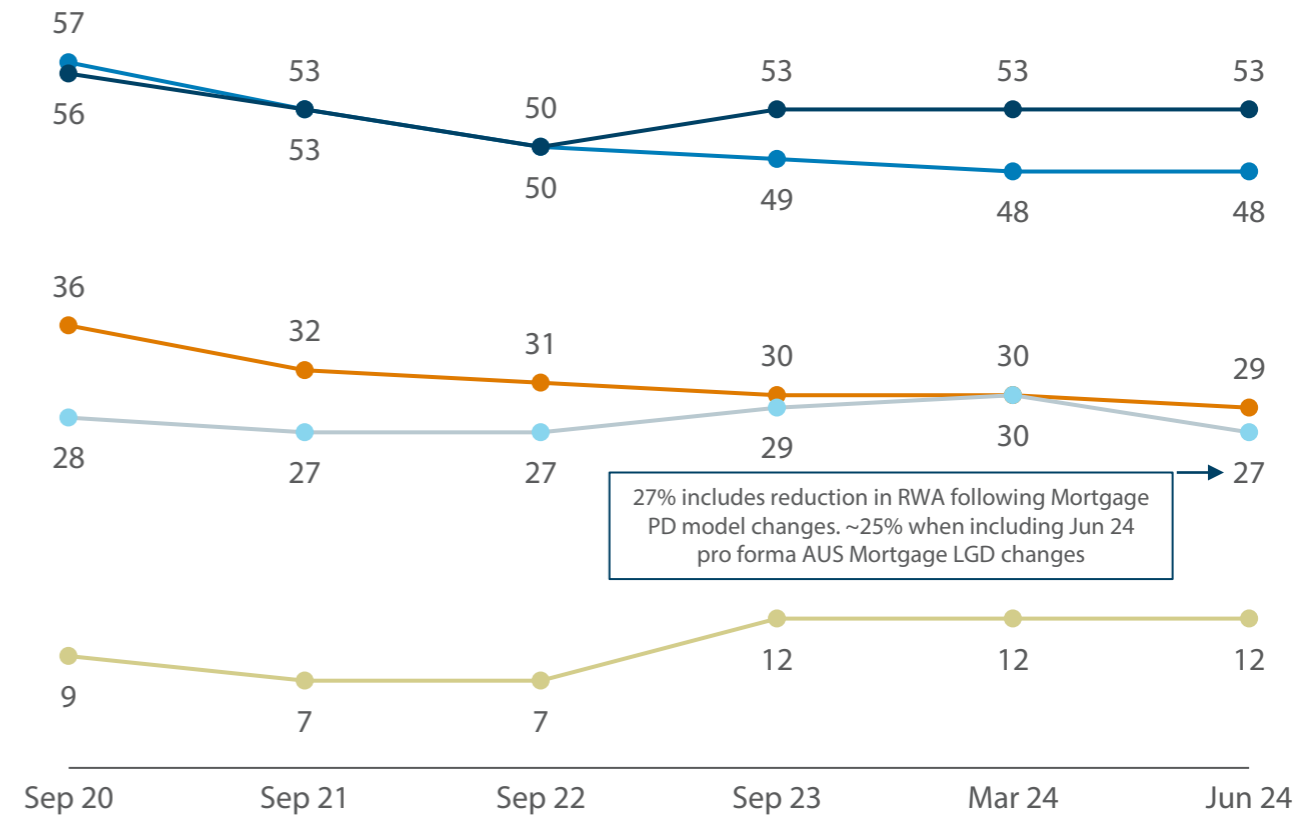


# EXPOSURE AT DEFAULT (EAD)

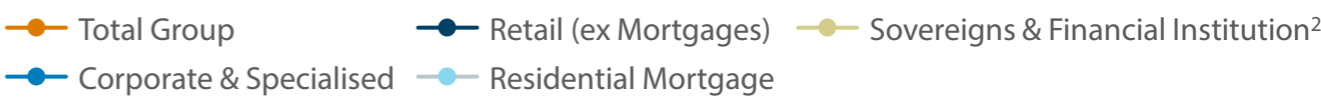
EAD composition<sup>1</sup>, \$b



Credit RWA as a percentage of EAD – by portfolio<sup>3</sup>, %



27% includes reduction in RWA following Mortgage PD model changes. ~25% when including Jun 24 pro forma AUS Mortgage LGD changes



1. EAD excludes amounts for 'Securitisation', and for 'Other assets' prior to March 2023 (included from March 2023 due to the implementation of APRA's new capital framework), whereas CRWA is inclusive of these asset classes, as per APS 330. EAD data provided is on a Post CRM basis, net of credit risk mitigation such as guarantees, credit derivatives, netting and financial collateral

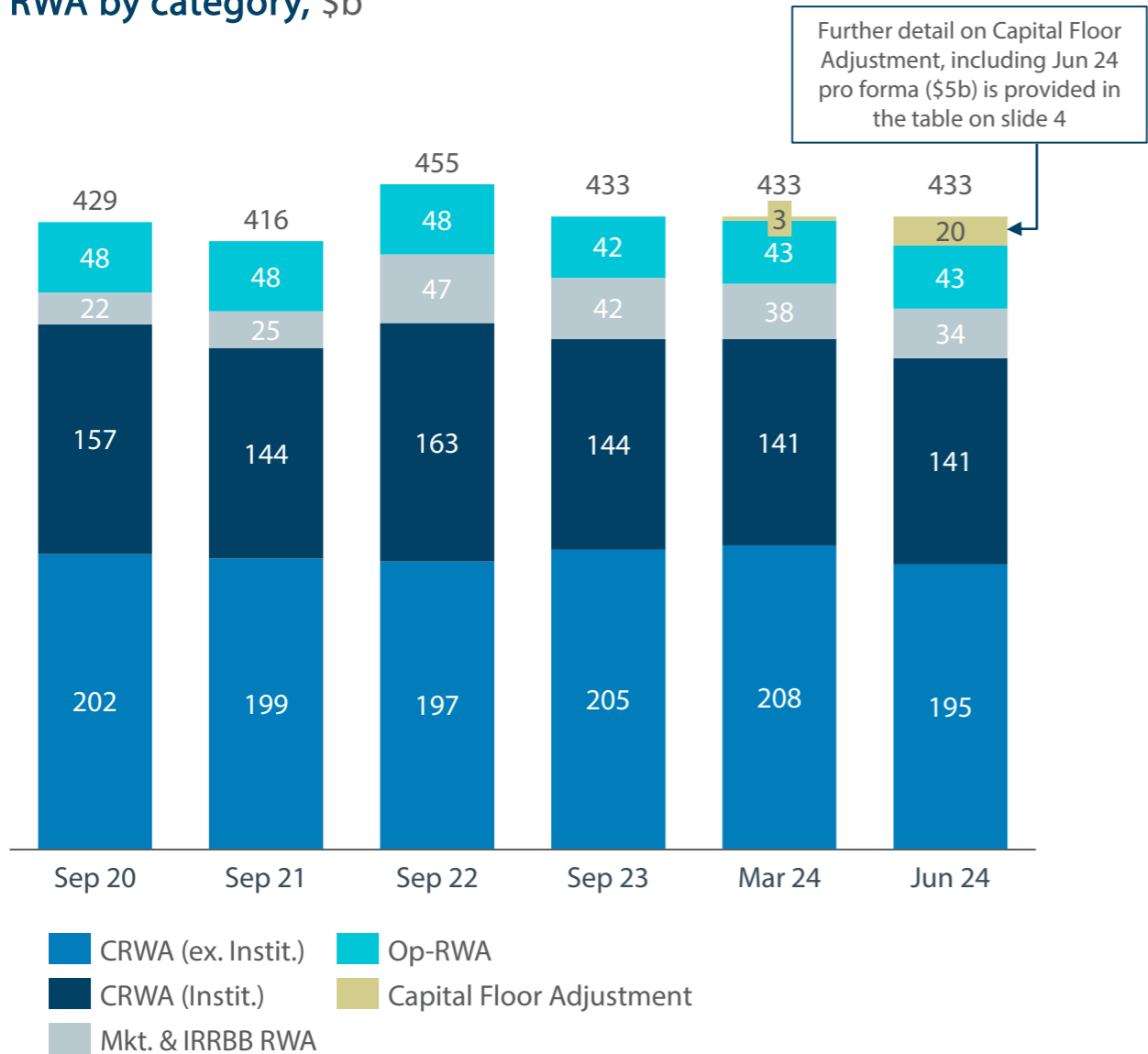
2. Due to the implementation of APRA's new capital framework the exposure reported in the Sovereign and Financial Institution (incl Banks) includes non-bank Financial Institutions. Prior to March 2023, non-bank FIs were reported as Corporate

3. Total Group ratio from Mar 21 is inclusive of increased exposure to the RBA via higher exchange settlement account balances

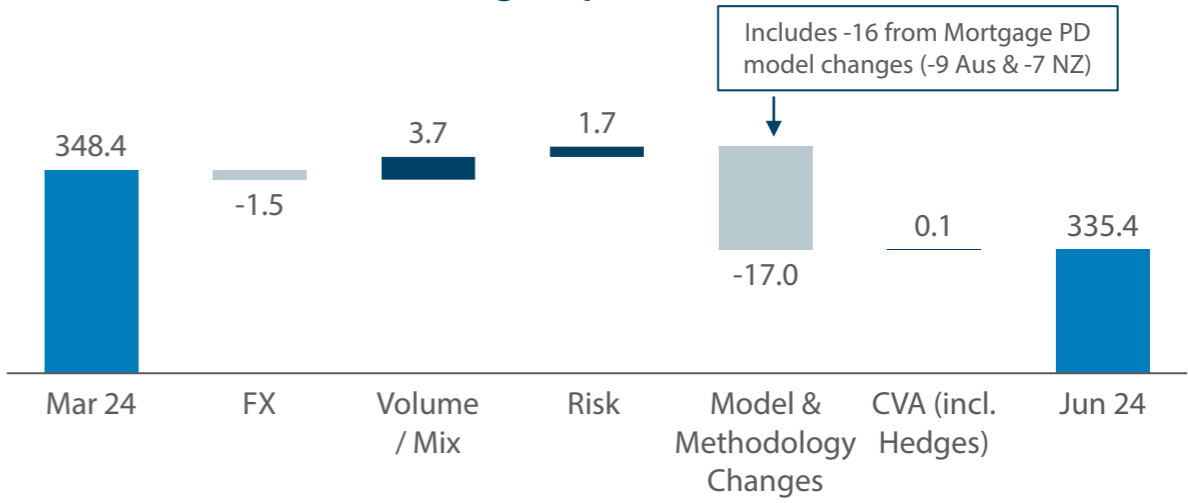


# RISK WEIGHTED ASSETS (RWA)

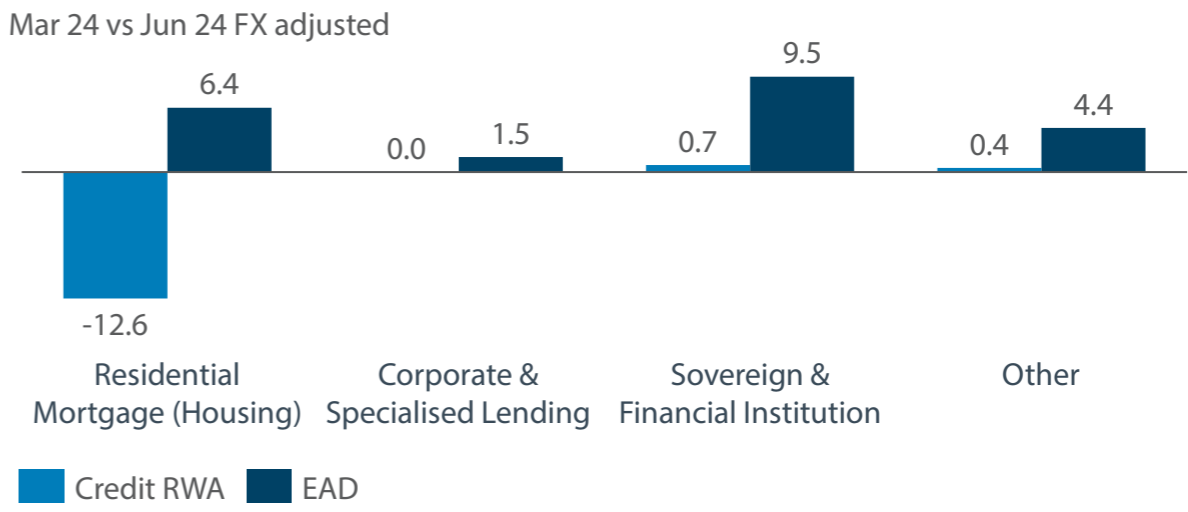
RWA by category, \$b



CRWA movement<sup>1</sup> – Total group, \$b



Credit RWA and EAD movement, \$b

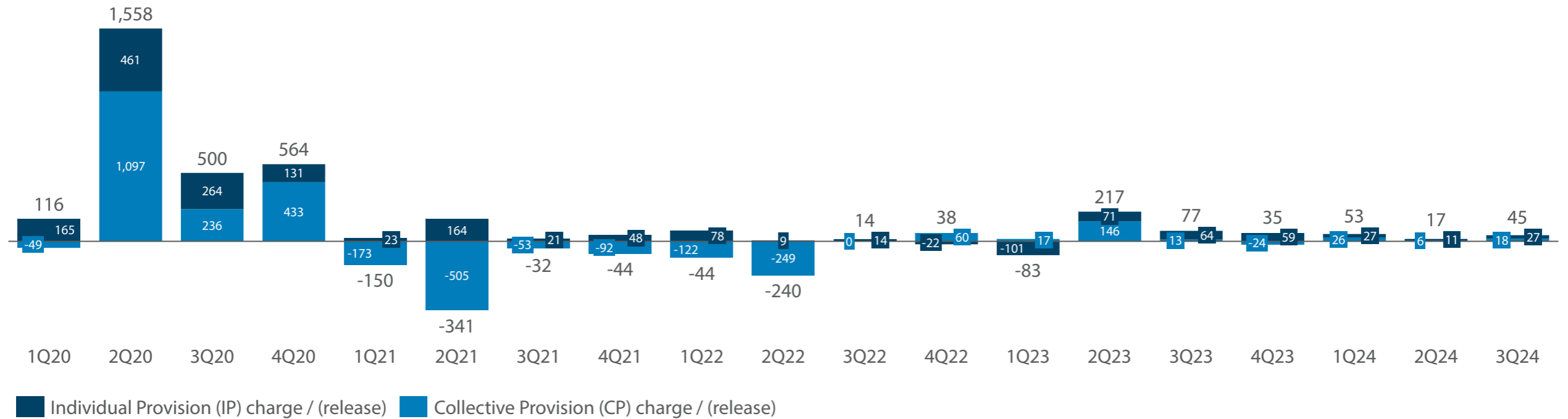


1. The attribution of CRWA movements requires assumptions and judgement; different assumptions could lead to different attributions



# PROVISION CHARGE

Total provision charge / (release), \$m



Loss rates<sup>1</sup>, bps

Bps	1Q20	2Q20	3Q20	4Q20	1Q21	2Q21	3Q21	4Q21	1Q22	2Q22	3Q22	4Q22	1Q23	2Q23	3Q23	4Q23	1Q24	2Q24	3Q24
Individual Provision	11	29	17	8	1	11	1	3	5	1	1	-1	-6	4	4	3	2	1	1
Total Provision	7	98	31	35	-10	-22	-2	-3	-3	-15	1	2	-5	13	4	2	3	1	2

1. Annualised loss rate as a % of Gross Loans and Advances (GLA)

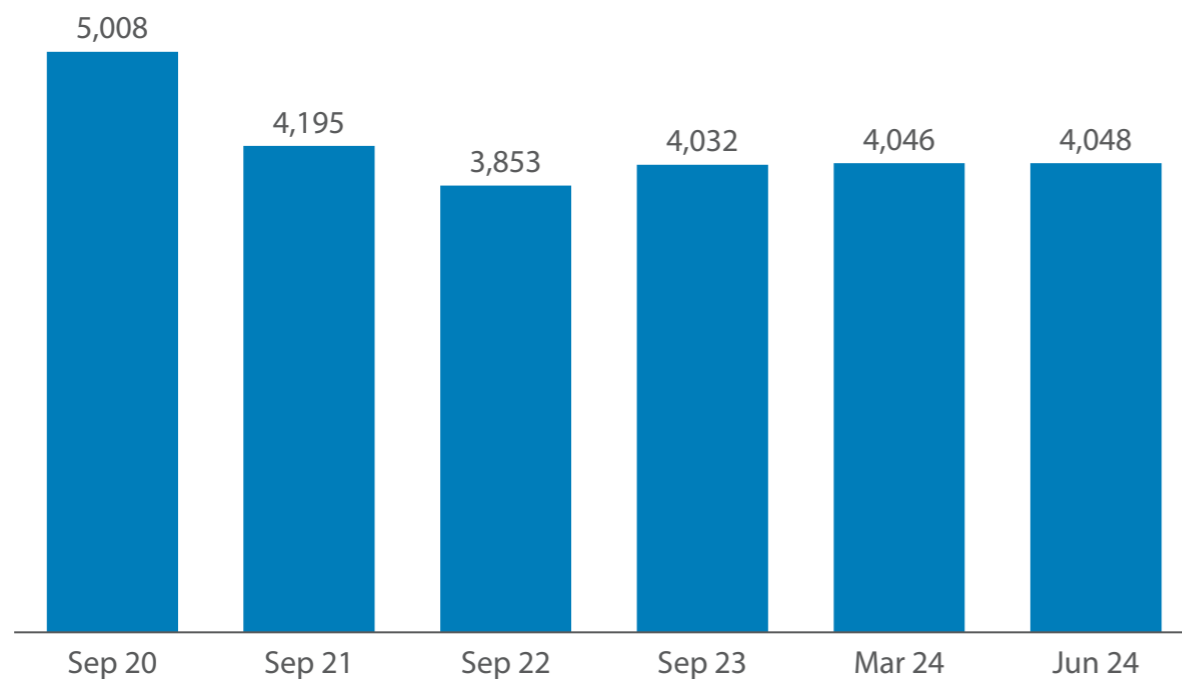


# COLLECTIVE PROVISION (CP)

## CP balance and coverage

CP coverage %	Sep 20	Sep 21	Sep 22	Sep 23	Mar 24	Jun 24
CP / EAD <sup>1</sup>	0.50	0.39	0.33	0.35	0.35	0.35
CP / CRWA <sup>1</sup>	1.39	1.22	1.07	1.16	1.16	1.21

## CP balance, \$m



1. CP/EAD: Collective Provision balance as a % of Exposure at Default; CP/CRWA: Collective Provision balance as a % of Credit Risk Weighted Assets

2. Due to the implementation of APRA's new capital framework the exposure reported in the Sovereign and Financial Institution (incl Banks) includes non-bank Financial Institutions. Prior to March 2023, non-bank FIs were reported as Corporate

## CP balance by division, \$b

	Sep 20	Sep 21	Sep 22	Sep 23	Mar 24	Jun 24
Australia Retail	1.42	1.07	0.90	0.95	0.95	0.95
Australia Commercial	1.43	1.16	0.98	1.04	1.05	1.05
Institutional	1.51	1.35	1.38	1.43	1.46	1.46
New Zealand	0.57	0.53	0.52	0.56	0.54	0.54
Pacific	0.08	0.10	0.08	0.05	0.05	0.05

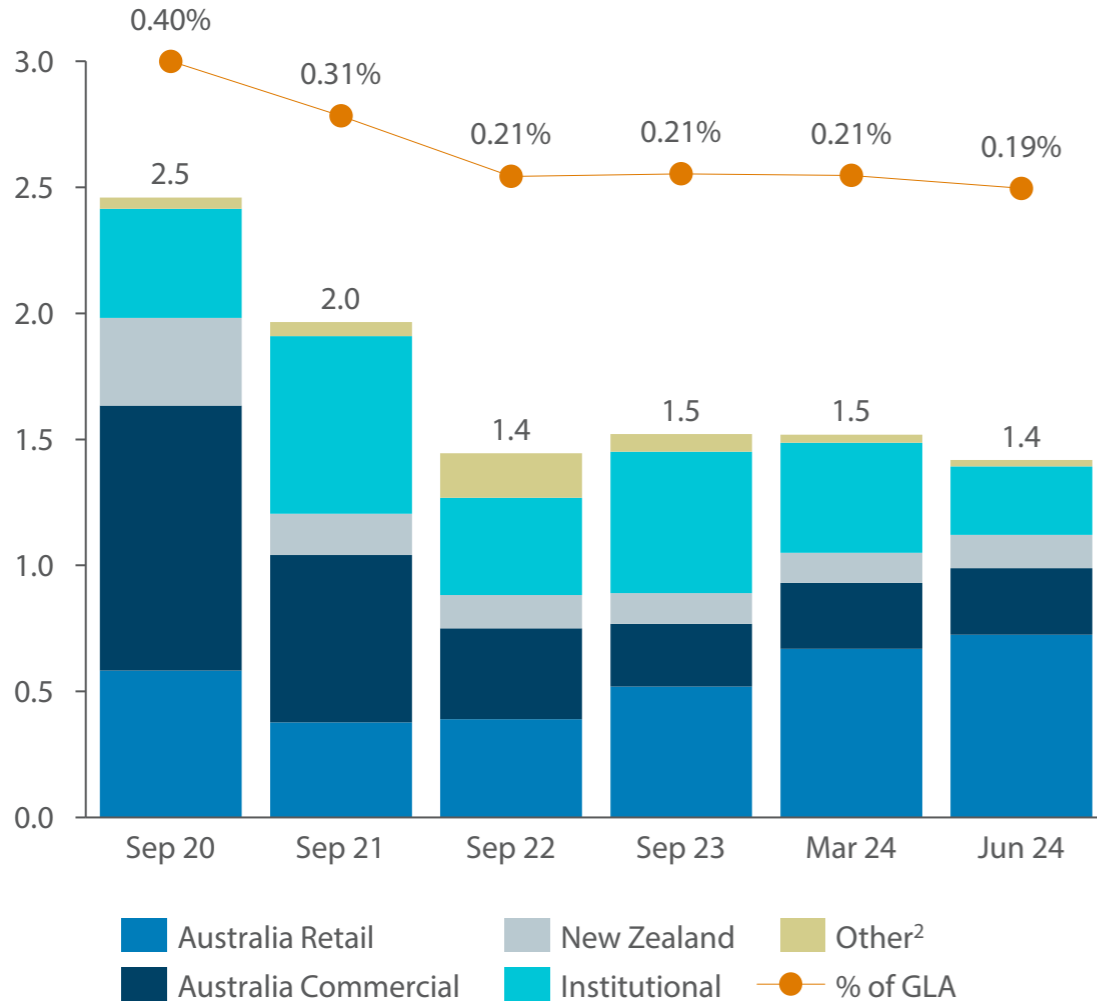
## CP balance by portfolio, \$b

	Sep 20	Sep 21	Sep 22	Sep 23	Mar 24	Jun 24
Corporate	2.30	2.09	1.96	1.87	1.86	1.87
Specialised Lending	0.32	0.27	0.26	0.27	0.29	0.27
Residential Mortgage	1.06	0.79	0.73	0.79	0.81	0.82
Retail (ex Mortgages)	1.25	0.96	0.81	0.82	0.81	0.82
Sovereign / Financial Institution <sup>2</sup>	0.08	0.09	0.09	0.28	0.28	0.27



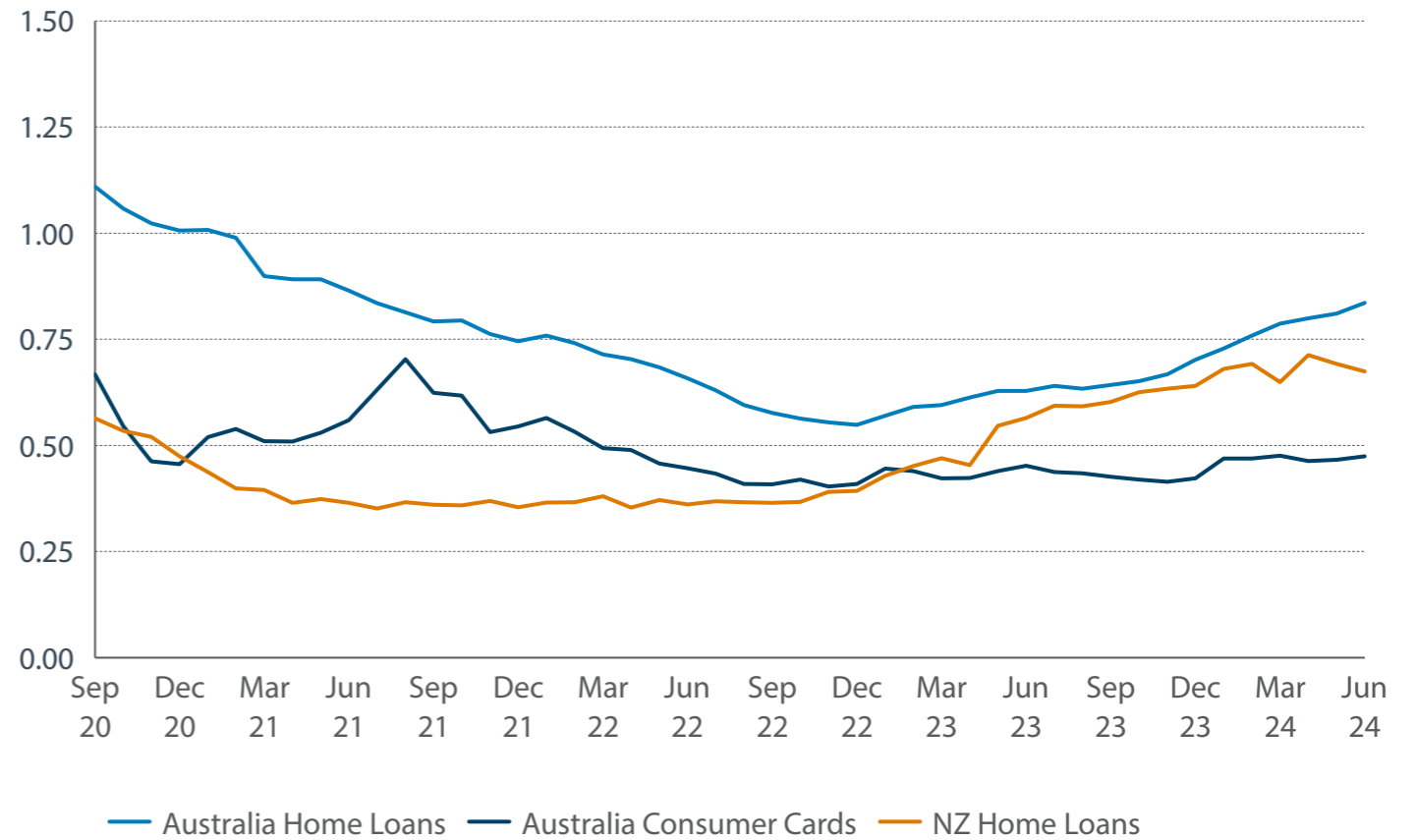
# IMPAIRED ASSETS & 90+ DAYS PAST DUE

Gross impaired assets by division<sup>1,3</sup>, \$b



Consumer portfolio<sup>4</sup>

90+ days past due as a % of portfolio balances



1. Excluding unsecured 90+ days past due  
 2. Other includes Pacific and Australia Wealth  
 3. Impaired loans / facilities include restructured items in which the original contractual terms have been modified for reasons related to the financial difficulties of the customer. Restructuring may consist of reduction of interest, principal or other payments legally due, or an extension in maturity materially beyond those typically offered to new facilities with similar risk  
 4. Includes Non-Performing Loans. ANZ delinquencies are calculated on a missed payment basis for amortising and Interest Only loans.



# SHAREHOLDER CENTRE & INVESTOR RELATIONS CONTACTS

## ANZ Shareholders Centre

### Calendar and events



### Financial calendar

Key financial dates for the ANZ.  
[Learn more](#)

### Financial results

Information pertaining to the latest financial results.  
[Learn more](#)

### Annual General Meeting

Latest AGM information including notice of meeting.  
[Learn more](#)

### ESG briefing

Annual event providing update on progress on ESG matters.  
[Learn more](#)

### Investor toolkit



### ASX announcements

Latest announcements for ANZ and ANZ.  
[Learn more](#)

### Share price details

Customisable and downloadable share price chart.  
[Learn more](#)

### Share registry profile

Ownership by type and domicile over time.  
[Learn more](#)

### Other information

Financial summaries, capital management and more.  
[Learn more](#)

### Latest reports



### Annual Report / Reviews

A suite of reports for a wide range of stakeholders.  
[Learn more](#)

### Environment, Social and Governance

ESG framework, targets and progress.  
[Learn more](#)

### Results announcements

Financial disclosures, investor packs and more.  
[Learn more](#)

### Other reporting

Regulatory disclosures, trading updates, NZ disclosure statements and more.  
[Learn more](#)

## ANZ Debt Investors Centre

### Equity Investors

**Jill Campbell**  
Group General Manager  
Investor Relations  
+61 3 8654 7749  
+61 412 047 448  
[jill.campbell@anz.com](mailto:jill.campbell@anz.com)

**Cameron Davis**  
Executive Manager  
Investor Relations  
+61 3 8654 7716  
+61 421 613 819  
[cameron.davis@anz.com](mailto:cameron.davis@anz.com)

**Pavita Sivakumar**  
Senior Manager  
Investor Relations  
+61 3 8655 2597  
+61 466 848 027  
[pavita.sivakumar@anz.com](mailto:pavita.sivakumar@anz.com)

### Retail Investors

**Michelle Weerakoon**  
Manager  
Shareholder Services & Events  
+61 3 8654 7682  
+61 411 143 090  
[michelle.weerakoon@anz.com](mailto:michelle.weerakoon@anz.com)

### Debt Investors

**David Goode**  
Head of  
Debt Investor Relations  
+61 410 495 399  
[david.goode@anz.com](mailto:david.goode@anz.com)

**Steve Aquilina**  
Associate Director  
Debt Investor Relations  
+61 3 8654 7778  
+61 447 744 542  
[steven.aquilina@anz.com](mailto:steven.aquilina@anz.com)